

## Full Length Research Paper

# Assessment of the abundance of Anubis baboons (*Papio anubis*) and conflict with humans in Trigni Forest of Gida Ayana District, Western Ethiopia

Tegegn Mosissa<sup>1</sup>, Abebe Ameha<sup>2</sup> and Tadesse Mosissa<sup>3\*</sup>

<sup>1</sup>Department of Biology, Gute Preparatory School, Gute, Ethiopia.

<sup>2</sup>Program of Applied Biology, School of Applied Natural Science, Adama Science and Technology University, Adama, Ethiopia.

<sup>3</sup>Department of Natural Resource Management, Jimma University, College of Agriculture and Veterinary Medicine, Jimma, Ethiopia.

Received 2 January, 2017; Accepted 14 February, 2017

Among baboon species, *Papio anubis* is the most broadly distributed species, ranging through most of central sub-Saharan of Africa. *Papio anubis* live in troops but the size varies in different area. There are three troops of *P. anubis* in Trigni forest with 149 to 180 members in each troop. The objective was to assess the abundance of Anubis baboon (AB) and their conflict with humans with respect to the livelihood of local farmers in Trigni forest of Gida Ayana district, Western Ethiopia. Counting was conducted early morning at 6:00 to 7:00 am and late afternoon at 5:00 to 6:00 pm when the baboons were at the site of their sleeping. Six trained data collators were arranged during census of AB. These six data collators were divided into three sites (Harawa, Gendo, and Kotam cliffs). To increase accuracy and minimize error, counting was also done when the baboons left their sleeping site and went to foraging area, and in the afternoon when AB return to their sleeping site. Population count was carried out three times during each dry and wet season. For the human-anubis baboon conflict (HABC) assessment, participatory techniques were used. Data were analyzed using descriptive statistical methods, using SPSS version 20. The dry and wet populations of AB were 484 and 511, respectively. The distance of farmland from forest edge and problems of HABC were directly correlated. Results showed that AB is physically strong enough to attack livestock. About 62.9% of the respondents indicated that they lost their livestock by AB during 2015/2016. Most of the respondents reported that they rely on dogs and children to protect AB from raiding crops and this require time and energy. The majority (78.5%) of the respondents strongly agree that habitat disturbance is the main cause of HABC in the study area. More than 93.1% of the livelihood of local farmers of Gute Gudina kebele, adjacent to the forest reserve was affected by conflict between humans and AB. AB spent most of their time along the road and entered the agricultural fields. They can also attack and injure humans especially females and babies if provoked. Therefore, leaving sufficient buffer zones between crop productions and forest that allow free movements of AB and avoid high guarding investments (easy for guarding) is recommended.

**Key words:** Cliffs, human-wildlife conflict, *Papio anubis*, primate habitat.

## INTRODUCTION

The Anubis baboons (*Papio anubis*) is a member of the order Primates (Cawthon Lang, 2006; Codron et al.,

2006). Anubis baboons (AB) are one of 4 species of savannah baboons found in different parts of Africa (Johnson et al., 2012.). They are generally light to dark brown with a brindle pattern, weighing up to 50 kg (Bergman and Beehner, 2004; Strum, 1991). AB are ecologically flexible based on the factors influencing in that they use wide variety of foods and can live in a variety of habitats (Codron et al., 2006). The main reason why they are able to adapt to these numerous habitats could be their flexibility in foraging strategies and ability to extract food and nutrients from almost all strata of the environment (Strum, 1991; Johnson et al., 2015). AB are highly social animals; with a complex multi-male, multi-female social structure. They capture different animals by using group power (Zinner et al., 2001). Members of a troop travel, forage, and sleep together. When availability of food decreases, troops are divided in small groups and search for food in different directions (Kuns and Linemair, 2007). Females mostly stay in troops throughout their life while males sometimes move from the groups and search for food individually. Within the troop, there is social structure with according to their age; the dominant adult males lead the troop (Johnson et al., 2015). Reproduction in AB is linked with the social structure of this species. Since AB lives in multi-male, multi-female troops their mating is promiscuous, with both males and females mating with multiple partners. Predators like hyena, lion, leopard, and human kill AB. Because of these predators many AB are killed every year. Due to intensive agricultural expansion, interaction between AB and human being continue to increase from time to time due to natural habitat loss and degradation by anthropogenic power (Amaja et al., 2016). This interaction leads to HABC from rapid agricultural activities and declining of forest, the conflict between human-anubis baboon is one of the most interesting topical problems in countries that depend on agriculture (Datiko and Bekele, 2013). In Ethiopia, AB is found throughout the country in all habitats, forest woodland, desert and human habitat area. Since most of the population of Ethiopians depend on agriculture for their livelihood, conflict between HABC is common. This conflict create negative attitude toward the conservation of AB, and different farmers kill a lot of AB from time to time (Datiko and Bekele, 2013). As in other parts of Ethiopia, in Gida Ayana, AB have been causing damage to agricultural crops and plantations. There are wide varieties of herbivores, primates, and small mammals causing damage to crops and small ruminant and chicken livestock but, AB cause serious damage to agricultural crops in different parts of this district. In spite of a generally good understanding of HABC, there is no consistent, reliable inventory, well-studied and documented information with regarding to

this area. Therefore, this research study aim was to assess the abundance of AB (*P. anubis*) and conflict with humans around Trigni forest of Western Ethiopia. Consequently, the second objective of this research is to investigate the major effect of HABC on socio-economic characteristics (crops and domestic animals that are mainly damaged) of farmers around the study area and conservation of Trigni forest (TF).

## MATERIALS AND METHODS

### Description of study area

The study was carried out in TF which is located in Gida Ayana district, Western Ethiopia, located within 9°49.5'-9°59.6'N and 36°40'-36°43'E. It is located about 433 km west of Addis Ababa and 112 km west of Nekemte (Figure 1). The altitude ranges from 2183 to 2268 m above sea level. The forest covers an area of 57 ha. The average yearly rainfall is 1739.15 mm, with a rainy season during May to September and a relatively dry period from December to March. There is no high variation of temperature throughout the year but the maximum temperature is in February and March. TF is bordered by *Gendo* village on the East and South, *Lelise* village on the West, *Golole Harawa* on the North. All of these villages are found in *Gute Gudina* kebele. The main crops produced in this Kebele include maize, teff, wheat, barley, peas, beans, potatoes, sorghum, onion and various types of oil seeds.

### Sampling methods of data collection

Based on preliminary survey, *Gute Gudina* Kebele was purposively selected because of the presence of serious HABC in the area. This Kebele contains 12 villages, out of these 3 villages, namely *Lelise*, *Golole Harawa* and *Gendo* were purposively selected based on the distance of their farmlands from TF. The total household living in the selected village as documented by the Kebele administration was 720. The sample size for the study was specified by using the following formula (Cochran equation, 1977 cited in Amaja et al., 2016):

$$n = \frac{Z^2 PQ}{d^2} \left/ 1 + \frac{1}{N} \left( \frac{Z_{\alpha}^2 PQ}{\frac{2}{d^2}} - 1 \right) \right.$$

Where: n = desired sample size when population less than 10000, Z = standard normal deviation (1.96 for 95% confidence level), P = 0.1 (proportion of population to be included in sample, that is, 10%), q = is 1-P, that is, (0.9), N = is total number of population and d = is degree of accuracy desired (0.05). Total of 116 sample population were selected using simple random sampling techniques from the total population of 720 (217 from *Lelise*, 253 from *Gendo* and 250 from *Golole Harawa*). Within each village, households were randomly selected using probability proportional to size. Accordingly, the numbers of HH studied were 35 from *Lelise*, 41 from *Gendo* and 40 from *Golole Harawa*. Gender composition

\*Corresponding author. E-mail: tadesse88@gmail.com.

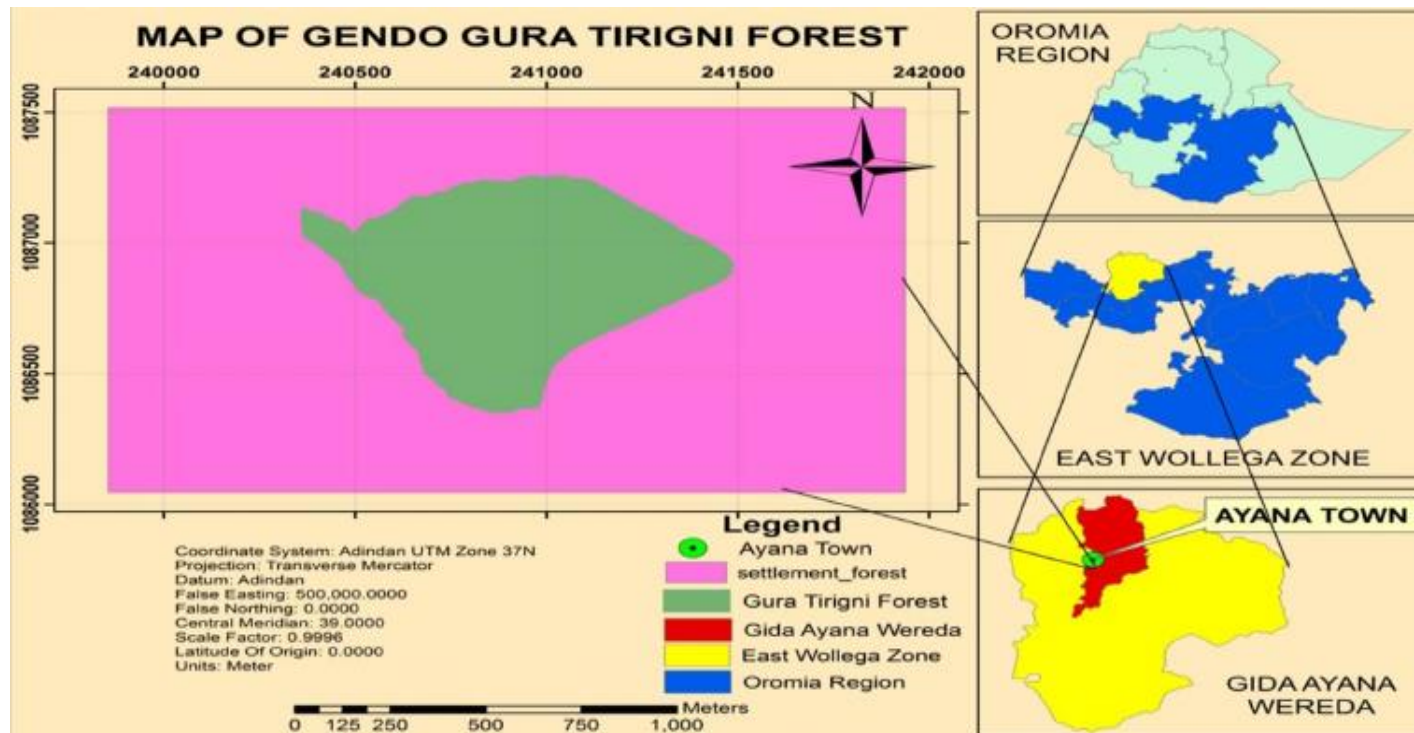


Figure 1. Map of Ethiopia and location the study area.

composition of sample population was 84 (72.4%) males while 32 (27.6%) were females. Regarding to the age groups of sample population, data were mainly got from matured age groups (41-50 years with 39 (33.6%), 31-40 years with 27 (23.3%), 51-60 years with 23(19.8%), below 30 years with 19 (16.4) and above 61 years with 8 (6.9). For the HABC assessment, participatory techniques (focal group discussions and key informant interview), structured questionnaire survey of households. In addition, relevant written information was gathered from kebele and districts agricultural offices.

**Population estimation of Anubis baboons (AB)**

Data was collected from December 2015 to June 2016. Direct count method for surveying was used to estimate the abundance of AB in TF (Bergman and Beehner, 2004; Strum, 1991). Direct count was carried out at 4 different sites, namely *Harawa*, *Gendo*, and *Kotam* cliffs. This direct counting was conducted early morning at 6:00 to 7:00 am and late afternoon at 5:00 to 6:00 pm when the baboons were at the site of their sleeping by human counter using distances ranging from 15 to 50 m looking from side to side (Admassu et al., 2014). Population count was carried out 3 times during each dry and wet season. Six trained data collators were arranged during census of AB. These six data collators were divided into three sites (Harawa, Gendo, and Kotam cliffs). To increase accuracy and minimize error, direct counting was also done when the AB left to their sleeping site and went to foraging area and in the afternoon when AB return to their sleeping site. Population count was carried out three times during each dry and wet season. The population density of AB was calculated by the following formula.  $D = N/A$ . Where: D = density Anubis baboon in the Trigni forest, N = Numbers of Anubis baboons counted in the forest and A = Areas of Trigni forest in hectare (Admassu et al., 2014).

**Data analysis**

Data were analyzed using SPSS version 20 software and MS Excel. Accordingly, descriptive statistics in a form of percentage and frequency were used for the analysis of the types of crops cultivated by farmers, types of crops mostly damaged by AB, the main causes that increase HABC, effect of HABC on livelihood of farmers nearby TF and responses were compared using chi-square test. To compute the variation among population of AB student's paired t-test was used.

**RESULTS**

**Population size of Anubis baboons (AB) in Trigni forest (TF)**

There were 3 cliffs namely Gendo Cliff, Harawa Cliff and Kotam Cliff. Almost similar results were obtained from each counting site and statistically no significant difference between these three counting sites (Tables 1 and 2). The result indicated that each of the cliffs contain single baboon troop and they cannot mix even when they search for food. In both seasons, the numbers of adult females are more than adult males. During the dry season, the individual count at TF showed 15.9% adult male, 24.2% adult female. There was a significant difference between the number of male and female AB population in the study area in both dry and wet seasons ( $t = 68.69, df = 1, p < 0.05$  and  $t = 70.95, df = 1, p < 0.05$ ) for dry and wet seasons respectively. The ratio of male to female is 1:1.6 in both seasons.

**Table 1.** Population size, sex & age structure of AB during 2015/2016 in TF during the dry season.

Counting site	Age categories and their respective number of individuals					Total
	Adult		Sub-adult		Juvenile and infants	
	Male	Female	Male	Female	Sex unidentified	
Gendo Cliff	31	45	20	23	55	174
Harawa Cliff	26	39	19	25	52	161
Kotam Cliff	20	33	20	21	55	149
Total	77	117	59	69	162	484
Percent	15.9	24.2	12.2	14.3	33.4	100

**Table 2.** Population size of AB based on sex and age during the wet season (April-June) in 2016.

Counting site	Age categories and their respective number of individuals					Total
	Adult		Sub adult		Juvenile and Infants	
	Male	Female	Male	Female	Sex unidentified	
Gendo Cliff	28	49	23	26	54	180
Harawa Cliff	29	42	25	28	52	176
Kotam Cliff	17	30	22	27	59	155
Total	74	121	70	81	165	511
Percent	14.5	23.7	13.7	15.9	32.2	100

### Human Anubis- baboon conflict (HABC)

#### ***Crops, small ruminant and chickens livestock mostly attacked by AB***

This result indicated that AB damage almost all types of crops, but beans, maize, barleys, peas and potatoes were ranked as the most frequently damaged crops (93.1, 90.5, 81, 75.9 and 67.2%, respectively) by AB (Tables 3 to 4). This AB raid stands of beans and maize significantly more frequently than all other crops and they cause series damage on these two crops than the others. Maize is one of the most frequently cultivated crops around this area and one of the most preferred crops by AB. Most of the respondents reported that beans were sensitive crop as highly damaged by AB and their response was significantly different ( $t = 40$ ,  $df = 1$ ,  $p < 0.05$ ). Table 3 also shows some of the crops not mostly raided by AB, such as onions and anchote.

In the 3 villages, most farmers have good experience on crop damage and beans maize and barleys were the most frequently raided crops by AB (Table 4). There was no significant difference in the three villages in case types of crops mostly AB.

This study indicated that there is conflict between the local people and AB in TF. About 87.7% of the respondents strongly agree that AB raid crops and kill goat and sheep around this area (Table 5). The result indicate that there was significant difference among different groups of respondents ( $\chi^2 = 9.546$ ,  $df = 8$  and  $P$

$< 0.05$ ). The result of interview and focus group discussion also confirm this result.

The distance of farmland from forest edge and problems of HABC are directly related. Table 6 shows that farmers that have farmland nearest to TF strongly agree that AB raided their crops highly than those that have a farmland far from TF.

Small ruminant livestock that are mostly depredation by AB in the study area were sheep (28.4%) and goat (23.3%). Table 7 indicates that this primate also kills domestic fowl (14.65%). There was significant difference between the respondents ( $\chi^2 = 8.81$ ,  $df = 2$ ,  $P < 0.05$ ).

Table 8 shows time of raiding by AB is relatively high in the morning and in the afternoon, with 60.3% of the respondents strongly agreeing that AB raid crops mostly at the morning time. The result also indicated that the level at which AB raids crops is high during the afternoon (Table 8) and their response was significantly different ( $\chi^2 = 17.73$ ,  $df = 8$ ,  $p < 0.05$ ). The level of crop raiding by AB was low at night.

HABC was not seasonal since the results of this study show that the AB raids crops and attack small ruminant and chicken livestock throughout the year (Table 9). The majority of the respondents (76.7%) said that AB raid crops and attack small ruminant and chicken livestock in both wet and dry seasons. The result indicated that there is statistically significance difference between the groups of respondents on the season at which AB mostly raids crops and attack small ruminant and chicken livestock.

AB raid crops at different stage but, the level of

**Table 3.** Types of crops mostly damaged by Anubis baboons (AB) nearby Trigni forest (TF).

Type of crops mostly damaged by AB	Idea of respondent	Frequency	%	Rank
Beans ( <i>Phaseolus vulgaris</i> )	Yes	108	93.1	1
	No	8	6.9	
	Total	116	100	
Maize ( <i>Zea may</i> )	Yes	105	90.5	2
	No	11	9.5	
	Total	116	100	
Barley ( <i>Horeum vulgare</i> )	Yes	94	81	3
	No	24	19	
	Total	116	100	
Peas ( <i>Pisum sativum</i> )	Yes	88	75.9	4
	No	28	24.1	
	Total	116	100	
Potatoes ( <i>Solanuntuberosum</i> )	Yes	78	67.2	5
	No	38	32.8	
	Total	116	100	
Sorghum ( <i>Sorghum bicolor</i> )	Yes	76	65.5	6
	No	40	34.5	
	Total	116	100	
Wheat ( <i>Tricum aestivams</i> )	Yes	53	45.7	7
	No	63	54.3	
	Total	116	100	
Teff ( <i>Eragrostic teff</i> )	Yes	28	24.1	8
	No	88	75.9	
	Total	116	100	
Anchoite ( <i>Bixa orellana</i> )	Yes	14	12.1	9
	No	102	87.9	
	Total	116	100	
Onion	Yes	5	4.3	10
	No	111	95.7	
	Total	116	100	

**Table 4.** Types of crops mostly damaged by AB in the three villages nearby Trigni forest (TF).

Types crops mostly damaged by AB in 2015/16	Villages (N=116)		
	Lelise	Golole Harawa	Gendo
Maize	31	36	38
Teff	7	9	12
Potatoes	21	28	29
Barley	29	31	34
Wheat	11	20	22
Bean	30	40	38
Anchote	3	7	4
Sorghum	19	28	29
Peas	25	32	31
Onion	1	3	1
Others	4	5	4

**Table 5.** Response of respondents whether AB raid crops and kill small ruminant and chickens livestock.

Question	Opinion of respondents	Respondents kebele			Frequency	%	$\chi^2$	Df	P-value
		Lelise	Gendo	G. Harawa					
AB raid crops and kill livestock	Strongly agree	31	39	32	102	87.7	9.546	8	0.029
	Agree	2	1	5	8	6.9			
	Undecided	2	0	2	4	3.4			
	Disagree	0	1	0	1	0.9			
	Strongly disagree	0	0	1	1	.9			
	Total	35	41	40	116	100			

**Table 6.** Distance of farmland from Trigni forest and responses of local farmers on crop raiding by AB.

Question	Response of respondents	Distance of farm land from TF			Frequency	%
		Near	Medium	Far		
Anubis baboon raids crops	Strongly agree	61	38	3	102	87.7
	Agree	1	5	2	8	6.9
	Undesired	0	1	3	4	3.4
	Disagree	0		1	1	0.9
	Strongly disagree	0	0	1	1	0.9
	Total		62	44	10	116

**Table 7.** Types of small ruminant and chickens livestock that were attacked by AB and their frequency in TF.

Do you lost the following livestock by AB	Ideas of respondents	Respondents villages			Frequency	%
		Lelise	Gendo	G. Harawa		
Sheep	Yes	16	10	7	33	28.4
	No	19	31	33	83	71.6
	Totals	35	41	40	116	100
Goat	Yes	7	11	9	27	23.3
	No	28	30	31	89	76.7
	Totals	35	41	40	116	100
Chickens	Yes	3	11	3	17	14.65
	No	32	30	37	99	85.34
	Total	35	41	40	116	100

**Table 8.** Time of day at which AB mostly damage crops around Trigni forest (TF).

Time	Idea respondents of	Respondents villages			Frequency	%	$\chi^2$	df	P-value
		Lelise	Gendo	G. Harawa					
Morning	Strongly agree	22	25	23	70	60.3	4.32	6	0.633
	Agree	10	13	16	39	33.7			
	Undecided	0	0	0	0	0			
	Disagree	3	3	1	7	6			
	Strongly disagree	0	0	0	0	0			
	Totals	35	41	40	116	100			
Mid day	Strongly agree	19	27	24	70	60.3	8.5	8	0.0386

**Table 8.** Contd.

	Agree	15	13	12	40	34.5			
	Undecided	0	0	0	0	0			
	Disagree	1	1	4	6	5.2			
	Strongly disagree	0	0	0	0	0			
	Totals	35	41	40	116	100			
Afternoon	Strongly agree	16	25	8	49	42.3	17.73	8	0.023
	Agree	12	11	29	52	44.8			
	Undecided	1	2	2	5	4.3			
	Disagree	3	3	1	7	6			
	Strongly disagree	3	0	0	3	2.7			
	Totals	35	41	40	100	100			
Night	Strongly agree	0	0	0	0	0	3.17	8	0.923
	Agree	0	0	0	0	0			
	Undecided	2	4	3	9	7			
	Disagree	5	3	3	11	9.5			
	Strongly disagree	28	34	34	96	82.6			
	Total	35	41	40	116	100			

**Table 9.** Seasons in which AB mostly damage crops and small ruminant and chickens livestock nearby Trigni forest (TF).

Seasons	Idea respondents	of Respondents village			Frequency	%	$\chi$	df	P-value
		Lelise	Gendo	G. Harawa					
Dry season	Strongly agree	19	24	23	66	56.9	6.01	8	0.046
	Agree	14	10	11	35	30.2			
	Undecided	0	3	5	8	6.9			
	Disagree	2	4	1	7	6			
	Strongly disagree	0	0	0	0	0			
	Totals	35	41	40	116	100			
Wet season	Strongly agree	17	28	20	65	56.3	9.43	8	0.0307
	Agree	8	9	13	30	25.9			
	Undecided	4	1	2	7	6			
	Disagree	5	2	2	9	7.5			
	Strongly disagree	1	1	3	5	4.3			
	Totals	35	41	40	116	100			
Both season	Strongly agree	29	33	30	89	76.7	11.49	8	0.0175
	Agree	6	5	10	21	18.1			
	Undecided	2	0	0	6	5.2			
	Disagree	0	0	0	0	0			
	Strongly disagree	0	0	0	0	0			
	Totals	35	41	40	116	100			

damage varies based on the types of crops. Figure 2 indicates that AB raid matured crops more frequently than early maturation and seedling. AB damages some crops like maize, beans and peas throughout their life cycle. This show that the stages of crops damaged by AB depend on the types of crops.

#### ***Causes of human-anubis baboon conflicts (HABC) nearby Trigni forest (TF)***

The study showed that the major causes of HABC in the study area were habitat disturbance (due to expansion of subsistence agriculture around forest edge), proximity of



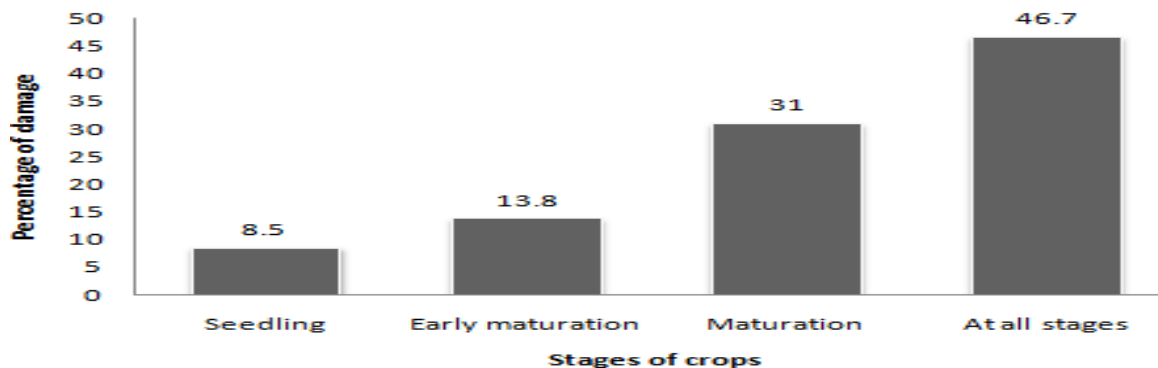


Figure 2. Idea of respondents on stages of crops that are mostly attacked by AB around Trigni forest.

Table 10. Response of respondents around Trigni forest on causes of HABC.

Cause of HABC	Ideas of respondents	Respondent village			Total frequency	%	$\chi^2$	df	P-value
		Lelise	Gendo	G.Harawa					
Habitat disturbances	Strongly agree	28	33	31	91	78.5	2.55	8	0.862
	Agree	5	7	8	21	18.5			
	Undecided	0	0	0	0	0			
	Disagree	1	0	1	2	1.7			
	Strongly disagree	1	1	0	2	1.7			
	Totals	35	41	40	116	100			
Proximate forest edge and farm land	Strongly agree	20	26	26	72	62.1	1.90	8	.0.984
	Agree	12	13	11	36	31			
	Undecided	1	1	1	3	2.6			
	Disagree	1	1	1	3	2.6			
	Strongly disagree	1	0	1	2	1.7			
	Totals	35	41	40	116	100			
Increasing of AB population	Strongly agree	20	24	17	61	52.6	3.84	8	0.871
	Agree	10	12	17	39	33.7			
	Undecided	1	1	2	4	3.4			
	Disagree	3	2	3	8	6.9			
	Strongly disagree	1	2	1	4	3.4			
	Total	35	41	40	116	100			

farmlands to natural forest and the associated behavioral changes of AB (Table 10 and Figure 3). The majority (78.5%) of the respondents strongly agree that habitat disturbance is the main causes of HABC around the study area. This result showed that there is no statistically significant different among different groups of respondents regarding to the cause of HABC.

#### Effect of HABC on socio economic activity of farmers and conservation of Trigni forest

This study show that HABC cause deforestation of TF and dangerous to the conservation of wildlife. About

75.9% of respondent reported that deforestation and habitat degradation is common in Trigni forest. About 93.96% of respondents said that AB must migrate from this area by deforestation of TF (Table 11). This deforestation threatens other wildlife in addition to AB. The respondents also showed that AB did not have any ecological benefit. However, all organisms have their own ecological benefit.

The most significant determinant of livelihood was availability of food for household consumption. More than 79.3% of the respondents strongly agree and 10.3% agree (Table 12) that they face decrease in their agricultural income since crops and livestock were destroyed by HABC. Most of respondents reported that





**Figure 3.** Causes of human- Anubis baboon conflict nearby Trigni forest.

**Table 11.** Attitude of local farmers towards Trigni forest and AB.

Questions	Ideas of respondents	Villages of respondents			Total frequency	%
		Lelise	Gendo	Golole Harawa		
Do you think TF have important for economic benefit of local farmer around this area?	Yes	7	13	13	33	28.4
	No	28	28	27	83	71.6
	Totals	35	41	40	116	100
Do you have responsibility to conserve TF and wild life with in this forest?	Yes	11	12	13	36	31
	No	24	29	27	80	60
	Totals	35	41	40	116	100
Is there deforestation and habitat degradation around TF?	Yes	27	31	30	88	75.9
	No	8	9	10	28	24.1
	Totals	35	41	40	116	100
Do you believe that anubis baboon have no benefit for ecosystem?	Yes	33	37	37	107	92.2
	No	2	4	3	9	7.8
	Totals	35	41	40	116	100
Do you think anubis baboon must migrate from this area by deforestation of TF?	Yes	33	38	38	109	94.0

**Table 12.** Effects of HABC on socio-economic of local farmers around Trigni forest.

Effect of Human-anubis conflict	Idea of respondents	Villages			Total I	%	$\chi^2$	df	P-value
		Lelise	Gendo	Golole Harawa					
Decrease income and cause food shortage	Strongly agree	28	30	34	92	79.3	12.06	8	0.0149
	Agree	4	8	0	12	10.3			
	Undecided	2	1	4	7	6			
	Disagree	1	1	2	4	3.5			
	Strongly disagree	0	1	0	1	.9			
	Totals	35	41	40	116	100			
Prevent children from school.	Strongly agree	18	19	26	63	54.3	18.6	8	0.0170
	Agree	10	15	0	25	21.6			
	Undecided	3	3	6	12	10.3			
	Disagree	3	3	7	13	11.2			
	Strongly disagree	1	1	1	3	2.6			
	Totals	35	41	40	116	100			
Poor relationship with neighbors	Strongly agree	16	22	25	63	54.3	5.16	8	0.0740
	Agree	15	13	10	38	32.8			
	Undecided	1	2	0	3	2.6			
	Disagree	3	2	4	9	7.6			
	Strongly disagree	1	1	1	3	2.6			
	Totals	35	41	40	116	100			
No time for government meeting	Strongly agree	15	22	20	57	49.1	6.33	8	0.0610
	Agree	10	10	15	35	30.2			
	Undecided	4	4	2	10	8.6			
	Disagree	4	5	2	11	9.5			
	Strongly disagree	2	0	1	3	2.6			
	Totals	35	41	40	116	100			

HABC highly affects income ( $\chi^2 = 12.06$ ,  $df = 8$  and  $P < 0.05$ ). Regarding sending of their children to school, 54.3% of the respondents strongly agree and 21.6% of the respondent agrees (Table 12) that their children were not going to school because of HABC. Majority of the respondents strongly agree that their children did not go to school since they protect AB from their properties guarding and there was statistically significant difference among different groups of respondents ( $\chi^2 = 18.6$ ,  $df = 8$  and  $P < 0.05$ ).

#### Traditional methods used by farmers to defend Anubis baboon from their properties

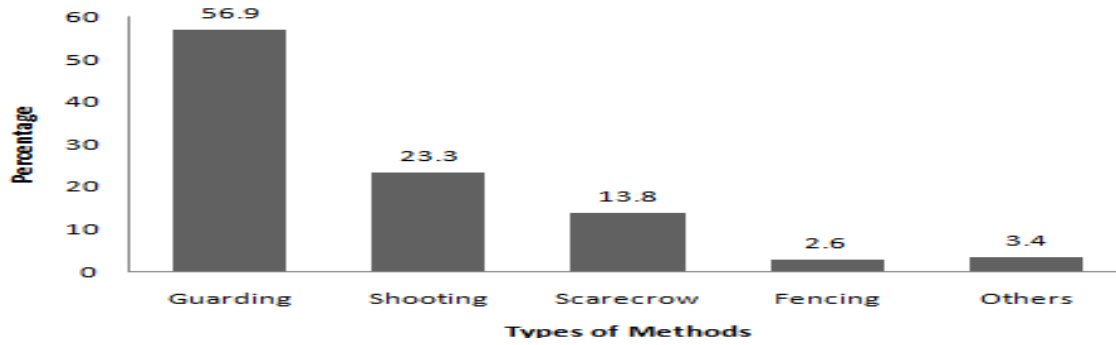
Traditional methods of protecting AB from crop damage were also given in Figures 4 and 5. Farmers nearby TF protect their properties from AB by using different traditional methods. Guarding takes the highest frequency (56.9%) followed by shooting (23.3%) and scarecrow

(13.8%). Fencing is uncommon to protect AB from crop raiding (Figure 4). Most of the respondents reported that they use dogs and children for guarding and this consumes time and energy.

Table 13 shows that there is statistically significant difference in terms of methods used to protect crops and small ruminant and chickens livestock from attack by AB ( $\chi^2 = 8.59$ ,  $df = 8$  and  $p = 0.037 > 0.05$ ). In the three studied villages guarding is common and contains more frequency than other methods.

#### DISCUSSION

AB was choosing sleeping sites based on the factors influencing. This study showed that AB in TF has been using three sleeping cliffs. In addition to cliffs, some AB use moist large trees such as *Croton macrostachys* (Birbirs) and *Ficus vasta* (Kiltu). According to Cawthon Lang (2006) reported that AB prefers cliffs and when cliff



**Figure 4.** Traditional methods used by farmers around TF to protect their crops from attack by AB.



**Figure 5.** Methods of protecting crops from AB around Trigni forest.

is not available they were use trees as sleeping site. This study indicated that there were 3 troops of AB in TF with 149 to 180 individuals. AB lives in groups of 15 to 150. In this study, the individual numbers of AB was high when we compare with the results of (Cawthon Lang, 2006). The numbers of individuals that were found in the 3 cliffs was almost the same in both seasons and the number of female AB was higher than the males. This

showed that adult males move from their group to search for food and raid crops. Higher number of female AB is good to increase the population of AB in the future. In their social organizational single male can mate with many females and produce juvenile. According to Strum (1991) the hierarchies of AB were based on age groups and mostly adult males dominate the groups. This study also agrees with this notion. All of the baboon troops



**Table 13.** Cross tabulation of villages and methods used to protect crops, small ruminant and chickens livestock from AB.

Methods used by farmers to protect crops	Respondents villages			Frequency	Percent	$\chi^2$	Df	P value
	Lelise	Gendo	G. Harawa					
Guarding	21	19	26	66	56.9	8.59	8	0.037
Shooting	10	12	5	27	23.3			
Scarecrow	3	6	7	16	13.8			
Fencing	1	1	1	3	2.6			
Others	0	3	1	4	3.4			
Total	35	41	40	116	100			

leave TF during the morning time and returns to their cliffs during afternoon. The large groups of troops are divided into smaller sub-groups when they forage and enter into human habitat. This finding agrees with Bergman and Beehner (2004). The study showed that serious interaction of AB with human resource and habitat. Observation during data collection indicated that AB become aggressive when they enter human habitat area and this behavior was very dangerous for both populations. Aggressive behavior in primates usually occurs during intra and intergroup competition for limited resources, dominance status and social partners.

Most of the respondents (65.5%) depend on mixed farming and some (23.3%) get their income from crop production only. The dominant crops in the study area were teff, maize, potatoes, barley, wheat and beans. About 80.2% of respondent responded that they cultivated teff and 63.8% of respondents cultivated maize on their farmland during 2015/2016. The study showed that AB does not equally damage all crops. Based on sensitivity levels, some crops are highly damaged and others are less damaged. From these results, AB in the study area mostly damaged beans and maize. This agrees with the studies carried in Nigeria and Uganda. According to Eniang (2011), of all the crops grown by the farmers, maize sustains the most frequent damage. Maize was the most vulnerable crop to crop raiders followed by beans and sweet potato. Maize is the first ranked crop that is damaged by baboons. Anchiote and Onion are types of crops that are least damaged by AB in the study area. Both agricultural damage and livestock depredation were reported in the study area, but crop loss due to AB was the most serious problem in the study sites (Yigrem et al., 2016).

The local farmers are killing AB to revenge from their raided crop, sheep goats and chickens. The level of conflict differs from village to village depend on distance from the sleeping sites and farmland. The study indicated that farmers who have farm nearest to sleeping sites were highly exposed damage. This study agrees with Wallace and Hill (2012). They reported that the distance of farmland from forest edge is directly related to human wild life conflict. This also agree with (Datiko and Bekele, 2013) which reported as people who live close/near the

park area generally faced many problems than those living far from the park. This study showed that the proximity of farms to the edge of wildlife habitat has a direct effect on the proportion of crop damage and livestock depredation in the study area. AB is diurnal animals and they are active during the daytime. This primate raid crops and kill domestic animals only during the daytime. This study showed that the conflict between AB and human occurred through the day. These results agree with the result of Warren (2009) which reported crop raiding by baboon was high during the mid-day (11.00-12.00 pm). In the study area AB forages specially during the morning and afternoon but, during the mid-day they spent their time on resting and this is why crop raiding by AB was relatively low during the mid-day. According to this result crops which were nearest to forest edge raided seriously at the morning time and during afternoon when AB return to their cliffs.

The levels of crop raiding during the dry and wet seasons by the AB are affected by abundance or distribution food resource. According to Adeola et al. (2014) nutritional content, abundance, distribution, and seasonal availability of food eaten by AB have a major impact on their feeding. In the study area, the crops were mainly cultivated starting from May and become matured from September to December. Most of the farmers responded that even though crop raiding was high during the dry season, the conflict between human and AB occurred throughout the years. This confirmed that AB raid crops and kill domestic animals throughout the year. AB damage crops at different stage but, it depend on the types of crops. Some crops like maize and sorghum were damaged throughout their life cycle (starting from seedling up to maturity) and some others like teff, bean and peas were mainly damaged when they become matured. In this study area, AB prefers crops which contain high contents of carbohydrates and proteins. This indicated that there was a diet preference of AB based on nutritional value. As energy and nutrition are the main factors in diet preference and time spent for the foraging of AB, local farmers protect AB from their properties by using different methods. In this study, the most commonly used methods to protect AB from crop raiding and small ruminant and chickens livestock was guarding. Since this

primates are diurnal, guarding is one of the effective methods which is used to protect AB from damaging crops and small ruminant and chickens livestock. Guarding can be done by watching or even by using dogs. Because of the aggressive behavior of AB some respondents reported that children and females fear to protect AB by guarding. Next to guarding shooting and scarecrow were the second and third method used by farmers respectively. Shooting is very dangerous for AB since farmers kill specially young males during crop raiding and even it increase aggressiveness of AB. Scarecrow is one of the traditional indigenous methods in which farmers used different models that may look like humans but, since AB are the intelligent primate this method is not effective. Fencing and smoking were not common to protect crop raiding and small ruminant and chickens livestock depredation by AB (Akosim et al., 2010). The main causes that increase HABC around TF were habitat disturbance, proximate to forest edge and increment of AB population respectively. The result of observation indicated that around Trigni forest there was disturbance and fragmentation of forest by agricultural activity. This increase the interaction between human and AB which increase the conflict and change the feeding behavior of Anubis baboons. This result was agreed with (Akosim et al., 2010) who reported increased habitat disturbance as caused of human wild life conflict in Uganda. The result showed that natural habitats of AB decline from time to time for agricultural purpose. This situation make primate became aggressive and even difficult to protect from crop damage and domestic animals depredation. Most the farmers around the study area did not have positive attitude toward TF and wild animals. This is one of the main wild life conservation problems in the study area. The current study confirmed that HABC seriously affect the livelihood of the farmers nearby TF. More than 93.1% of respondents strongly agree that their livelihood were affected by HABC. This associate with food shortage, prevent children from school, make poor social life and others problems.

## CONCLUSION AND RECOMMENDATION

This study indicated that AB found in TF is threatened due to HABC. AB in the surrounding areas has aggravated HABC because of crop raiding and depredation of livestock. Beans, maize, barley, peas and potatoes are the main crops mostly damaged by AB in the study area. The types of livestock that are mostly attacked by AB are sheep goats and chicken. Since, agricultural activities have been carried out near the forest and the original habitats of the AB were disturbed and fragmented. This is confirmed by direct observation and interview during data collection. This habitat disturbance and reduction of forest increase HABC in this area. The main causes, which increase HABC, were disturbance AB habitats and proximity of forest and

farmland. The most common method used by farmers to protect AB from their properties was guarding. Even though, AB raids crops and kill sheep and goats throughout the daytime, at the morning and afternoon there was a series crop raiding in the study area. HABC have negative effects on TF, wild animals and livelihood of farmers around this area. According to this study most of the respondents responded that AB must migrate from this area by deforestation of TF. Therefore, this study indicated that local peoples have negative attitude toward TF and AB. In other case, farmers nearby this area faced many problems because of HABC. They lose agricultural incomes by crop raiding, chicken and small ruminant livestock depredation, preventing their children from school and poor relationship with their neighbors since guarding is throughout the day times. Therefore, from this finding, the following suggestions were recommended:

1. Leaving sufficient buffer zones between crops and forest that allow freely movements of AB and easily for guarding.
2. To avoid high guarding investments, encouraging farmers to grow unpalatable crops to AB, cooperatively keep their crop and changing their means of farming.
3. Further research is needed on aggressive behavior of AB and methods of protecting crops raiding and livestock depredation with the aim of introducing the successful and cost effective ones to farmers.

## CONFLICTS OF INTERESTS

The authors have not declared any conflict of interests.

## ACKNOWLEDGEMENTS

The authors would like to thank everybody who contributed to the sampling campaigns and the useful comments provided for the revision of the technical report.

## REFERENCES

- Adeola AJ, Apapa AN, Adeyemo AI, Alaye SA, Ogunjobi JA (2014). Seasonal variation in plants consumption pattern by foraging Olive Baboons (*Papio anubis*, Lesson, 1827) inside Kainji Lake National Park. *J. Appl. Sci. Environ. Manage.* 18(3):481-484.
- Admassu M, Mamo Y, Bekele A (2014). Abundance of hamadryas baboon (*Papio hamadryas hamadryas*) and conflict with humans in Awash National Park, Ethiopia. *Int. J. Biodivers. Conserv.* 6(3):200-209.
- Akosim C, Joseph J, Egwumah PO (2010). Assessment of feeding behaviour of baboons (*Papio anubis*) in Hong hills Adamawa State, Nigeria. *J. Res. For. Wildl. Environ.* 2(1):60-72.
- Amaja LG, Feyssa DH, Gutema TM (2016). Assessment of types of damage and causes of human-wildlife conflict in Gera district, south western Ethiopia. *J. Ecol. Nat. Environ.* 8(5):49-54.
- Bergman TJ, Beehner JC (2004). Social system of a hybrid baboon

- group (*Papio anubis* × *P. hamadryas*). *Int. J. Primatol.* 25(6):1313-1330.
- Cawthon Lang KA (2006). April 18. Primate Factsheets: Olive baboon (*Papio anubis*) Taxonomy, Morphology, & Ecology. [http://pin.primate.wisc.edu/factsheets/entry/olive\\_baboon](http://pin.primate.wisc.edu/factsheets/entry/olive_baboon).
- Codron D, Lee-Thorp JA, Sponheimer M, de Ruiter D, Codron J (2006). Inter- and intrahabitat dietary variability of chacma baboons (*Papio ursinus*) in South African savannas based on fecal  $\delta^{13}C$ ,  $\delta^{15}N$ , and %N. *Am. J. Phys. Anthropol.* 129(2):204-214.
- Datiko D, Bekele A (2013). Conservation Challenge: Human-herbivore Conflict in Chebera Churchura National Park, Ethiopia. *Pak. J. Biol. Sci.* 16(23):1758-1764.
- Eniang EA, Ijeomah HM, Okeyoyin G, Uwatt AE (2011). Assessment of human-wildlife conflicts in Filinga range of Gashaka Gumti National Park, Nigeria. *Prod. Agric. Technol. J.* 1:15-35.
- Johnson C, Piel AK, Forman D, Stewart FA, King AJ (2015). The ecological determinants of baboon troop movements at local and continental scales. *Mov. Ecol.* 3(1):14.
- Johnson C, Swedell L, Rothman J (2012). Feeding Ecology of Olive Baboons (*Papio anubis*) in the Kibale Forest, Uganda: Preliminary Results on Diet and Food Selection. *Afr. J. Ecol.* 50(3):367-370.
- Kunz BK, Linsenmair KE (2007). Changes in baboon feeding behavior: maturity-dependent fruit and seed size selection within a food plant species. *Int. J. Primatol.* 28(4):819-835.
- Strum SC (1991). Weight and age in wild olive baboons. *Am. J. Primatol.* 25(4):219-237.
- Wallace GE, Hill CM (2012). Crop damage by primates: quantifying the key parameters of crop-raiding events. *PLoS one* 7(10):e46636.
- Warren Y (2009). Crop-raiding baboons (*Papio anubis*) and defensive farmers: a West African perspective. *West Afr. J. Appl. Ecol.* 14(1):1-11.
- Yigrem K, Wondimagegnehu T, Hailu M (2016). Conservation Challenge: Human-Herbivore Conflict in Sodo Community Managed Conservation Forest, Wolaita Sodo Zuriya District, Southern Ethiopia. *J. Cult. Soc. Dev.* 18:7-16.
- Zinner D, Pelaez F, Torkler F (2001). Distribution and habitat associations of baboons (*Papio hamadryas*) in Central Eritrea. *Int. J. Primatol.* 22(3):397-413.