



**PREVALENCE AND CONTRIBUTING FACTORS OF CHILDHOOD
PHYSICAL ABUSE AND NEGLECT IN HOUSEHOLD AMONG
SCHOOL CHILDREN, ARBA MINCH TOWN, SOUTH ETHIOPIA.**

By:

YOHANNES SHIFERAW (B.Sc)

**RESEARCH REPORT TO BE SUBMITTED TO COLLEGE OF PUBLIC HEALTH
AND MEDICAL SCIENCES, JIMMA UNIVERSITY, DEPARTMENT OF
EPIDEMIOLOGY FOR THE PARTIAL FULFILLMENT OF THE
REQUIREMENTS FOR MASTER IN PUBLIC HEALTH, (EPIDEMIOLOGY).**

**JUNE - 2014
JIMMA, ETHIOPIA**

**PREVALENCE AND CONTRIBUTING FACTORS OF CHILDHOOD
PHYSICAL ABUSE AND NEGLECT IN HOUSEHOLD AMONG
SCHOOL CHILDREN,ARBA MINCH TOWN, SOUTH ETHIOPIA.**

BY:

YOHANNES SHIFERAW (BSC)

ADVISORS

- 1. ABDULHALIK WORKICHO (B.Sc, MPH)**
- 2. ALEMAYEHU ATOMSA (B.Sc, MPH)**

**JUNE- 2014
JIMMA, ETHIOPIA**

Abstract

Background: Though millions of children around the world are the victims and witnesses of physical violence, every child has the right to health and a life free from violence. On the other hand child right conventions like African charter for child right, international child right convention ratified by Ethiopia and constitution of the country were strategies to minimize any cruel and inhuman treatments against children. The most common perpetrators of child abuse are parents. To protect children from harm associated with physical abuse, and neglect, it is necessary to identify, magnitude and contributing factors of childhood physical abuse and neglect. Therefore this study aims to evaluate the prevalence and contributing factors to lifetime childhood physical abuse and neglect among school children in study area.

Objective: The objective of the study was to assess Prevalence and Contributing Factors of Childhood Physical Abuse and Neglect in Household among School children, Arba Minch Town.

Methods: Institution based cross sectional study design was employed from March 11-17/2014. The sample size of 737 was selected through multi-stage sampling techniques. Data were collected through face to face interview from 7th to 10th grade students. The data analyzed using SPSS version 16.0. Descriptive statistics, bivariate and multiple variable analyses were done.

Result *A total of 713(96.7 %) school children were included in the analysis. Among them, 453(63.5%) students were faced childhood physical abuse by their parents and 345(48.5%) school children were neglected. From the study participants, female school children, AOR =1.95, 95% CI: (1.3, 3.0), were more likely exposed to child physical abuse. Those aged 16 to 18, children live with both parents and children who lived in the household of no frequent domestic violence and those grew in urban setting were less likely exposed to physical abuse when compared to aged 13-15 years old, those live only with one parent, child who lived in households with less domestic violence and children grew up in rural, respectively. On the other hand children grew in the rural area, those in household where there was frequent domestic violence and male children were more neglected when compared with those upbringing in urban, and those dwell in less domestic violence and female ones. Students with age range of 16-18years, and those children live with two parents and those not faced childhood physical abuse were less likely neglected their children when compared with counter settings.*

Conclusion: *Majority of children were experienced childhood physical abuse and neglect in the study area. Control and prevention of child physical abuse and neglect should take place at household level considering gender issues, child right, and age of children by creating awareness.*

Key words: Childhood, Physical Abuse, Neglect, Age 13-18, Arba Minch

Acknowledgments

First, I would like to express my greatest gratitude to Almighty God whose blessing enabled me to this day and guiding me through out my life. My special appreciation goes to my advisors Mr. Abdulhalik Workicho and Mr.Alemayehu Atomsa, who devoted their time tirelessly for guidance, advice, support and going through every phase of the study so as to make this thesis to be completed as planned.

My thanks also go to my parents for their lovely support, unreserved encouragement in all aspects of my study.

Also I would like to express my thanks to Jimma University College of public health and medical sciences for all support and giving me this golden chance to conduct the study.

Lastly, my thanks go to all participant students, parents, and data collectors for their contribution and academic peers who helped me giving relevant comments and suggestion while I was dealing with all process of the study.

Abbreviations

CI	confidence interval
CPA	childhood physical abuse
CPA & N	childhood physical abuse and neglect
CPS	child protection systems
JU	Jimma University
OR	odds ratio
SNNPR	Southern Nation Nationalities and People Region
SPSS	Statistical Package for the Social Sciences
WHO	World Health Organization
UNICEF	United Nations International Children's Emergency Fund

Table of Contents

Abstract	I
Abbreviations	III
Table of Contents	IV
List of Figures	VII
CHAPTER ONE: INTRODUCTION	- 1 -
1.1. Background information	- 1 -
1.2. Statement of the problem	- 2 -
CHAPTER TWO: LITERATURE REVIEW	- 4 -
2.1 Magnitude of childhood physical abuse and neglect	- 4 -
2.2 Factors contributing to childhood physical abuse and neglect.....	- 5 -
1.3. Significances of the Study.....	- 10 -
CHAPTER THREE: OBJECTIVE	- 11 -
3.1 General Objective.....	- 11 -
3.2 Specific objectives.....	- 11 -
CHAPTER FOUR: METHODS AND MATERIALS	- 12 -
4.1 Study area and period.....	- 12 -
4.3 Population.....	- 12 -
4.3.1 Source population.....	- 12 -
4.3.3 Study unit	- 12 -
4.4. Eligibility criteria	- 13 -
4.4.1. Inclusion criteria	- 13 -
4.4.2. Exclusion criteria	- 13 -
4.4 Sample size determination and sampling techniques	- 13 -
4.5. Sampling procedure.....	- 14 -
4.6. Study variables:	- 16 -
4.6.1. Dependent/ Outcome Variables	- 16 -
4.6.2. Independent / Exposure/explanatory variables	- 16 -
Qualitative study variables	16
4.7. Data collection methods and instruments.....	- 17 -
4.8. Data processing and analysis.....	- 18 -

4.8.2. Qualitative study data Analysis	- 18 -
4.9. Data Quality management.....	- 18 -
4.10. Operational definitions	- 19 -
4.12. Dissemination plan.....	- 21 -
CHAPTER FIVE: RESULT.....	- 22 -
5.1. General information	- 22 -
5.2. Distribution of Socio-economic and demographic characteristics of caregivers for childhood physical abuse and neglect	- 22 -
5.3. Distribution of child <i>characterstics</i> to childhood physical abuse and Neglect .-	24 -
5.4. Distribution of caregivers' characteristics addressed for childhood physical abuse and neglect.....	- 25 -
5.5. Distribution of caregivers' characteristics addressed for childhood neglect.....	- 26 -
5.6. Prevalence of childhood physical abuse and neglect	- 27 -
5.7. Suggested reasons given for physical abuse and neglect by students	- 27 -
5.8. Factors associated with childhood physical abuse and neglect among school children.....	- 31 -
5.9. Variables independently significant to childhood physical abuse.	- 31 -
5.10. Variables independently significant to childhood neglect.	- 33 -
CHAPTER SIX: DISCUSSION.....	- 35 -
6.1. Discussion on childhood physical abuse	- 35 -
6.2. Discussion on childhood Neglect.....	- 37 -
STRENGTH AND LIMITATION.....	- 38 -
6.3. Strength	- 38 -
6.4. Limitation of the study	- 38 -
CHAPTER- 7 CONCLUSIONS AND RECOMMENDATION	- 39 -
7.1. Conclusion.....	- 39 -
7.2. Recommendation.....	- 40 -
Reference.....	- 41 -
Annex 01- English versions Questionnaire.....	- 45 -
Annex II- የአማራጽ መጠይቅ	- 52 -
ANNEX III -TOPIC GUIDE FOR IN-DEPTH INTERVIEWS	- 60 -
IN-DEPTH INTERVIEW WITH HOME BASED CAREDIVERS (father or mother)-	60 -

English version - semi structured in depth interview questionnaire for face to face interview on childhood physical abuse and neglect with parents.	61
Annex IV	62
Information sheet, Consent & semi structure in depth interview Questionnaire (Amharic Version) ከአባት ወይም እናት ጋር የሚደረግ ወይይት (ቃለ መጠይቅ)	62
Annex V. Common mechanisms used for childhood physical abuse	63

List of Figures

Figure 1 Conceptual frame work which shows the contributing factors of childhood physical abuse and neglect. (Developed by the investigator, December 2013)	- 9 -
Figure 2 Schematic Presentation of Sampling Procedure	- 15 -
Figure 3 Shows Severity status of Childhood physical abuse based on mechanism of Punishment in different time interval, in the household, Arba Minch town, 2014.	- 29 -
Figure 4 Frequency of severe and moderate childhood physical abuse in the last six month, Arba Minch town (Sep to Feb-2013/2014).	- 30 -
Figure 5 Distribution of symptom experienced by children secondary to physical abuse in house hold by parents/care givers, Arba Minch town, 2014	- 30 -

List of tables

Table 1 Distribution of Socio- economic and demographic characteristics of caregivers for childhood physical abuse and neglect, Arbaminch town, S. Ethiopia, March 2014.	22 -
Table 2 Distribution of child characteristics to childhood physical abuse and Neglect in house hold among school children, Arba Minch town, south Ethiopia, March 2014	24 -
Table 3 Distribution of caregivers' characteristics addressed for childhood physical abuse and neglect among selected school children, Gamo Gofa zone south Ethiopia, March, 2014.	25 -
Table 4 Distribution of caregiver's characteristics for childhood neglect among selected school children, Gamo Gofa zone south Ethiopia, March, 2014.	26 -
Table 5 Factors independently associated with childhood physical abuse in house hold among selected school children, Arba Minch, South Ethiopia, March, 2014.	32 -
Table 6 Factors independently associated with childhood neglect in house hold among selected school children, Arba Minch, South Ethiopia, March, 2014.	34 -

CHAPTER ONE: INTRODUCTION

1.1. Background information

Child abuse is a state of physical, emotional, economic and sexual maltreatment meted out to a person below the age of eighteen and is a globally prevalent phenomenon. Physical abuse is the inflicting of physical injury upon a child. It is not by the acts, but the results of the acts (e.g., bruises, burns, broken bones) from many different acts, including hitting, kicking, slapping, shaking, burning, choking, whipping, and/ or beating by other person including family members. Whereas child neglect is the failure to provide for the child's basic needs. Neglect can be physical (not providing adequate food or clothing, appropriate medical care, supervision (1,2).

There are about 25 to 50% of children around the world suffer from physical abuse (3). All over the world children are subjected to violence as a punishment by family members or other adults. Those facing such circumstances are seeing their human rights infringed in the most fundamental ways and suffering both physical and psychological harm that has wide-reaching and sometimes irreparable effects(4).

Those abused by their biological parents are about equally likely to have been abused by mothers as by fathers (51% and 54%, respectively), while those physically abused by non biological parents or parents' partners, or by other, perpetrators are much more likely to be abused by males (74% by males and 26% by females) (5).

Though millions of children around the world are the victims and witnesses of physical violence, every child has the right to health and a life free from violence. Child maltreatment by parents and caregivers rise particular difficulties when designing strategies for prevention and victim services (6). Since the perpetrators of the maltreatment are at the same times the source of nurturer for the child they are dependent on others, and these children and young people often do not tell anyone about the abuse they are experiencing. This is a major cause of maltreatment being silent, and which can have both short- and long-term impacts on their wellbeing (7). This occurs right across society regardless of age, gender, race, wealth and geography. (8). Child abuse may be regarded as active and deliberate maltreatment of child while neglect could generally regarded as more passive in nature(9).

1.2. Statement of the problem

Childhood physical abuse is common event in different regions of the world and of which, girls report that 24% and 39% of them experiencing an intentional injury from their father and mother, respectively. (10). Child neglect is the most common form of abuse, followed by physical, sexual, and psychological maltreatment at 78.3%, 17.8%, 9.5%, and 7.6%, respectively(11).

When the relationship between victims' data to their perpetrators, four-fifths (81.2%) of victims were maltreated by a parent either acting alone or with someone else. Of which nearly two-fifths (36.8%) of victims were maltreated by their mothers and one-fifth (19.0%) of victims were maltreated by their fathers. One-fifth (18.9%) of victims were maltreated by both parents and (12.8%) of victims were maltreated by none of parent of the child(12).

In East African, millions of children in the region continue to be victims of physical abuse in the home, at school or within their communities, but many development actors are increasingly focusing on the need for building and strengthening child protection systems (CPS) at different levels differently fundamental part of a rights-based approach to preventing harm and respond to child protection concerns. However, little progress is seen in strengthening child protection systems both at national and community levels of the region (13).

Seventy four per cent (534/718) of the child respondents in Addis Ababa had the experience of being pinched for punishment purposes and about 36% (or 259/711) respondents reported that they had the experiences of being whipped with ropes. Some children from of the poor families forced to be engaged in the homes of the well to do families based on the agreement made between the employer and father or mother of the child(14). And due to different factors, millions of children are exposed to abuse and neglect that harms their all round development at every region of the world including Ethiopia (15).

In Ethiopian violence against children exist in all regions. Though; parents believe that Punishing children is primary mode of teaching them how to behave and is regarded as necessary for the children's own good, most children are not positive about the efficacy of corporal and other forms of punishment. Parents thought that beating children and shouting at them sends a clearer message than would advising them and discussing the problem, out of 1121 children reached in the study, 74.2 percent stated that they have not learned from the

punishment they received in terms of teaching them not to commit the same offence again. Thus there is a significant divergence of opinion between adults and children. The commonest type of punishment children in the study experienced were hitting with a stick (74.1 percent), hitting the head (73.3 percent), slapping (70.3 percent), and pinching (69.1 percent) (16)

Child abuse and neglect is a complex societal problem that requires a comprehensive response(17). Each community has a legal and moral obligation to promote the safety, and well-being of children, by responding effectively to child maltreatment. To protect children from harm, also relies on community members to identify and report suspected cases of child maltreatment, including physical and sexual abuse, neglect, and psychological maltreatment(18). Child abuse and neglect is a pervasive problem that cannot be solved by government, or social service agencies in isolation. Collaboration is the only way to ensure that children receive the swift response they deserve in times of crisis parents receive the regular support they need to raise health families(19).

Different studies conducted on child abuse and neglect showed an important insight into the contributing factors in different parts of the world. These studies have shown that factors such as family size, socioeconomic status, education level of mother, education level of father, occupation of father, occupation of mother, age of child, birth order, child behavioral disorder, childhood relationship with caregivers and caregivers risk factor in general for lifetime childhood physical abuse and neglect in household. Since few related studies conducted in the country, there are no studies dealt on the same topic in the study area. Therefore this study aims to identify the prevalence and contributing factors for lifetime childhood physical abuse and neglect in the household among school children Gamo Gofa zone, Arba Minch Town.

CHAPTER TWO: LITERATURE REVIEW

2.1 Magnitude of childhood physical abuse and neglect

Child abuse is a massive problem in all countries of the world(19). And a leading cause of childhood serious injuries and fatalities. The injuries sustained often resemble those caused by unintentional or accidental situations (20).According to WHO, in the year 2002 there was 31 000 deaths were attributed to homicide among children less than 15 years of age due to child maltreatment and from which half were aged between 5-14 years old (6).

According to the study report in the USA on Child Abuse and Neglect Fatalities 2011: a nationally estimated 1,570 children died from abuse and neglect though majority is 4 years and younger. This translates to a rate of 2.10 children per 100,000 children in the general population and an average of four children dying every day from abuse or neglect, “child fatality” where abuse or neglect was a contributing factor and this was unchanged until 2010. Physical abuse and neglect are the major ones (47.9% and 71.1%), respectively(21).

Home is where a child should feel safe, but children may experience domestic abuse both directly and indirectly. When one household member is abusing another, any children within the home are highly likely to suffer mentally and/or physically having long-term psychological and emotional damage from domestic abuse. These Children may be greatly distressed by witnessing the physical and emotional suffering of a parent(20).

Study in Denmark showed that a total of 5.4% of the study subjects experienced some form of physical abuse from their parents or guardians under the age of 12. When the subjects categorized by gender 6.3% of all males and 4.5% of all females reported having physical abuse. The most prevalent experience reported was having an object throw at them (2.7%) and being hit with an object, such as a whip or coat hanger (2.6%). The most prevalent experience reported by males remained consistent with that reported by the full sample (having an object throw at them and being hit with an object; both 3.2%). The most prevalent experiences reported by females was having objects thrown at them (2.2%) and being hit, kicked, or exposed to violence resulting in injury (2.2%)(22).

Estimated number of children who witnessed violence against at home annually in 2006 in the world was 133 to 275 millions and of which 34.9 – 38.2 millions was accounted in Sub Saharan Africa(23). Child abuse can justifiably be viewed as a public health problem with immediate and long-term health consequences and results in emotional impact and developmental effects, although initially unrecognized, have become areas of major concern. Harm occurs in all spheres, emotional, physical, social and sexual, with the subsequent costs and losses to society(24).

As study conducted in the US per general population indicates that a self-reported history of sexual or physical abuse is relatively common. In the same study reported childhood physical abuse accounts for 22% and 20% of males and females, respectively. Overall, a total of 345 subjects (37% of all those studied) described either sexual or physical maltreatment as a child. Of those abused subjects 21% reported having been exposed to both physical and sexual maltreatment. *Physical abuse* were reported by 103 males and 92 females (22.2% and 19.5%, respectively), without a significant sex difference. Mean ages at first and last physical abuse incidents were 9.0 ($SD = 4.1$) and 14.1 ($SD = 3.5$) years, respectively, with no sex difference for age at first abuse, but with females reporting abuse that ended at a later age than was the case for males (25).

A study conducted in Addis Ababa of private homes are closed environments that could expose domestic workers to be victims of exploitation as well as to physical, sexual and emotional abuse(26). Study in South West Ethiopia of rural area shown that children aged between 5-14 years of working were 83.3%, and majority of them faced some form of abuse including verbal (49.6%), Physical (31.6%) and sexual 5(2.2%) (27).

2.2 Factors contributing to childhood physical abuse and neglect

Some study showed that father-related factors linked with risk for physical child abuse and neglect. Father's employment status and the degree of job insecurity that he faces and psychosocial factors related to fathers' experiences and behaviors in the family context also appear to play an important role in shaping families' risk for physical child abuse and neglect. In addition, involvement of fathers in substance or alcohol abuse leads to harsh parental interactions and cause family's physical child abuse and neglect(28).

The study conducted in the Sweden, there was 966 (16.3 %) of 5933 children reported experience of CPA and 417 of these (7.0 % of all children) reported that they had been hit more than once. CPA was associated with poor health (self injurious behavior; poor general health, physical and mental health problems) among both boys and girls with aOR ranging from 1.7 to 3.8 in analyses adjusted for socio demographic factors. The associations were also strong for risk taking behaviors (violent acts; tobacco, alcohol and drug use; sexual risk taking and shoplifting) with aOR ranging from 1.6 to 6.2. In the same study for socio demographic factors, there was a cumulative effect of multiple abuse in the form of being exposed to CPA plus other types of abuse and the associations increased with the number of concurrent abuse with aOR ranging from 2.1 to 132.1(29).

In one of study conducted in Canada, cited that Children living with single parent are at significantly greater risk of both physical abuse and neglect, most likely because of added stress, few resource and opportunities to share child-rearing burdens, as well as lower SES than two- parent homes. Children living in father-only homes, in particular, are almost twice as likely to be physically abused as those living with mothers alone(30).

Study conducted in China reported that the most commonly cited reasons for physical abuse were disobedience to parents (ranging from 34.4% to 40.2% across different forms of abuse) and poor academic performance (29.6%–43.0%), followed by 'quarreling between parents' (5.3%–8.1) and in the same study parents of education level lower than secondary was significantly associated with higher chance of maltreatment among the students (father: OR 1.30; 95%CI 1.03–1.64; mother: OR 1.19; 95%CI 1.00–1.41)(31).

Though, it is not determined conclusively about the role of parental alcohol abuse in the perpetration of physical child abuse or neglect, researchers have studied alcohol abuse as both a contributor to and a consequence of child abuse. In addition several studies have indicated that parental alcohol abuse may increase a child's risk of experiencing physical or sexual abuse, either by a family member or by another person(32).A cross sectional study conducted in 2011 in the south west Nigeria concluded that many secondary school students in experience child abuse and one of the major causes of child abuse was poverty(29).

The study conducted in India showed that the incidence of physical abuse among different age groups of child respondents revealed a majority (48.29%) of younger children in the age group of 5-12 years were being physically abused followed by children in the age group 13-14 years (26.69%). Among younger children in six states the percentage of physical abuse was 50% or above, the highest being in Bihar (59.73%). The highest percentage of physical abuse in children (13-14 years) was reported from Uttar Pradesh (37.42%) followed by Mizoram (30.74%). Although in the overall percentage of physical abuse among various age groups of child respondents, Mizoram reported higher percentage of physical abuse compared to other states in the categories of children (13-14 years), and the state reported lowest percentage of physical abuse amongst younger children (33.83%).(1)

Study dealt in the north Ethiopia showed that child abuse and neglect victims are split almost equally between girls and boys and other racial/ethnic groups. Most child abuse and neglect victims are younger children mainly seven years and younger account for more than half of documented cases. Both early neglect and abuse therefore have the potential to affect subsequent brain functioning(29 ,33)

Study conducted in Bahir Dar cited many factors make the life of the child difficult at home lead a respectable life of the child to street. From these factors, Poverty, economic hardship, family breakdown, and others push children onto the streets of the cities. The same study found out that 56.4 percent of the children left home and was on the streets to work due to the lack of basic necessities at home (being neglected by the family members)(34).

Parents who have positively valued social connections are unlikely to maltreat their children. On the other hand, children whose parents are at risk of child maltreatment are likely to be under considerable stress, and these negatively impact children's social and emotional development and lead those challenging behaviors. These children are at greater risk of physical abuse(35).

Contributing factors for child maltreatment is important since it helps policymakers and child welfare professionals direct resources for health and human services programs that prevent or reduce the risk of child maltreatment towards the most at-risk families. Studies have identified

many parent, child, and family risk factors that increase the likelihood of child maltreatment in a family. Children in families with multiple risk factors are typically at greater risk of child maltreatment(36). Research evidences from different study has led investigators to conclude that many school students in Nigeria experience child abuse and one of the major causes of child abuse in the family was poverty and identified that some aspects of child abuse were rooted in economic difficulties (37).

In Ethiopia, one study identified, the country as one of the main forms of Children's Rights violations area as in other world and as it uses physical and psychological punishment in the aim of disciplining children. Various studies have established that physical and humiliating punishments are highly prevalent in Ethiopia with a long and deep-rooted historical background and have a wide social acceptance as a means of disciplining. In spite of the existence of the constitution of the Federal Democratic Republic of Ethiopia, policies and both UN Convention on the Rights of the Child and the African Charter on the Rights and Welfare of the Child, physical and humiliating punishments take place not only in homes and communities but also in schools and child care institutions as alternative form of disciplining(38).

Study conducted in Ethiopia on children working on streets found that due to poverty in the region children do not get proper food, and their housing condition was poor. The same study clearly suggested that the rights of the child as stipulated in the Convention on the Rights of the Child were not protected and they found a significant number of children in harmful situations. In order to mitigate the problem, the society at large must be educated on the life of children and other aid organization must deal in joint form(39).

Conceptual frame work of the study

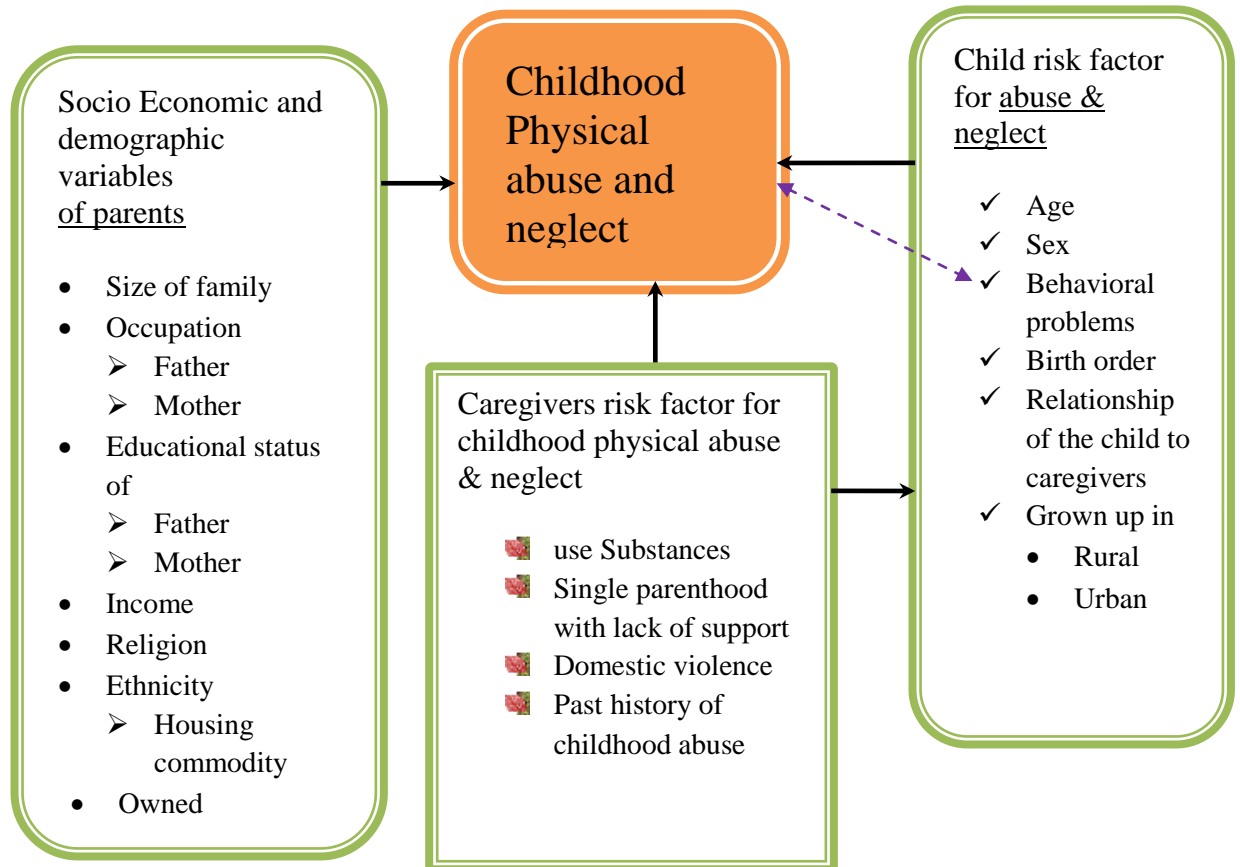


Figure 1 Conceptual frame work which shows the contributing factors of Childhood Physical abuse and neglect. (Developed by the investigator, December 2013)

1.3. Significances of the Study

The importance of preventing child maltreatment and its short and long-term overall health consequences cannot be underestimated. Most abuses and neglect happen for the most part in the home. Dealing on issue at an early growth stage of children with comprehensive good parenting programs can maintain their human right and reduce maltreatment associated likelihood of developing long term health problems, public health burden and repeated victimization.

Because most of the abuses are largely preventable but both their short and long term impacts are very severe and lifelong. In Ethiopia the problem is even more widespread or intentionally accepted as a disciplinary mechanism even though most of exposed children deny it. Since there is no research works conducted in the supposed area on child abuse and neglect it is hoped that this study will contribute a lot for further researches, program planners and public health workers to deal with the identified problem of household child abuse and neglect through:

- Preventing child physical abuse and its short and long-term health and social consequences would not be underestimated.
- This study was aimed to identify magnitude and contributing factors of CPA & N and to assist in relevant planning of preventive ways and to maintain human right of children through minimizing CPA & N and related complications in study area.
- Baseline for further researches on issues.

CHAPTER THREE: OBJECTIVE

3.1 General Objective

To assess prevalence and contributing factors of childhood physical abuse and neglect in household among school children (aged13-18years), Arba Minch town.

3.2 Specific objectives

- ✓ To assess the prevalence of childhood Physical abuse in household among school children (aged13-18years) in Arba Minch town.
- ✓ To assess the prevalence of childhood neglect in household among school children (aged13-18years) in Arba Minch town.
- ✓ To identify contributing factors of childhood Physical abuse and neglect in household among school children(aged13-18years) in Arba minch town

CHAPTER FOUR: METHODS AND MATERIALS

4.1 Study area and period:

The study was conducted from March 19-26, 2014 in Arba Minch town, which is the capital town of Gamo Gofa Zone in SNNPR. Arba Minch town is located at 505km from Addis Ababa and 275km from regional town, Hawassa. The town covers 514sq.kms and generally located at the altitude 1200 through 1400 meters above sea level.

Based on the 2007 Ethiopian national population and housing census, the population of the town projected was 86,405 since last July 2013, with male to female ratio being 0.963. Administratively the town was divided in to four sub cities. There was one zonal hospital, two health centers, and different level of private health facilities from (small to higher clinics and drug vendor to pharmacy). In the town there was one University, three regional government colleges, eight private colleges, and five high schools of which two preparatory schools. There were three junior secondary and high schools (grade 7 to 10), namely: Chamo junior, Abaya, and Limat and two high schools. Three private junior secondary and high schools (grade 7 to 10) include Hibret Lelimat, Rohobot and community school. The study population was selected from junior secondary and high schools.

4.2. Study design:

Institution based cross sectional study was employed.

4.3 Population

4.3.1 Source population:

All school children of aged 13-18 years in all junior secondary and high schools enrolled in the academic year of 2013/2014 in Arba Minch town.

4.3.2 Study population:

All school children of aged 13-18 years selected by simple random sampling from junior secondary and high schools students enrolled in the academic year of 2013/2014 in Arba Minch town.

4.3.3 Study unit

All school children of aged 13-18 participated in the study from sampled school children and parents/ caregivers (fathers or mothers) included in in-depth interview were study unit.

4.4. Eligibility criteria

4.4.1. Inclusion criteria

- ◆ Students randomly selected from targeted schools in the age category of 13 to 18 years.
- ◆ When both caregiver and child/children willingness were confirmed.

4.4.2. Exclusion criteria

- ◆ Students, who had known mental health problem and unable to respond during data collection.

4.4 Sample size determination and sampling techniques

To determine the sample size, the single population proportion formula was used with the necessary assumptions of prevalence (p) 50% childhood physical abuse and neglect in home among school children of 13-18 years old with 95% confidence level, 5% margin of error.

$$n = \frac{Z_{\alpha/2}^2 p(1-p)}{d^2} = \frac{(1.96)^2 * 0.5(0.5)}{(0.05)^2} = \underline{384}$$

Where

n=the number of school children who took part in the study

z= standardized normal distribution value at the 95% CI, which is ± 1.96

p= since there is no study conducted in the area on related topic and the proportion of childhood physical abuse or neglect by parents/ care givers during their lifetime was estimated to be 0.5

d= desired level of precision 5%

Considering the multistage nature of the sampling technique, a design effect of 2 was used to multiply the sample size as $384 * 2 = \underline{768}$

- ◆ Since the number of school children in five schools was 5250 (<10,000) the correction formula was used as:

$$n_f = \frac{n}{1+n/N} = \frac{768}{1+768/5250} = \underline{670}$$

Then 10% of non response rate was added to obtain= 737.

4.5. Sampling procedure

From eight schools in the town, three from five public schools and two from three private schools were selected randomly. Then consultation with each school administration was made to obtain details information of grades and number of sections for each grade to determine participant sections of grades. Student's roster was used as a sampling frame for each grade and study subjects in the targeted age ranges (13-18) were selected from each grade by simple random sampling using Microsoft Excel which can be used to get a list of random numbers. Roll number of students from each section corresponded to over all selected students from the roster which was up dated based on the students took first semester final examinations.

Qualitative data was collected after purposive (intensity) sampling from parents/caregivers in the study area who have student(s) in grade 7 to 10 (age 13 through 18), but not take part in quantitative data collection and dweller in the Arba Minch town. The qualitative data collection was conducted by using semi structured in depth interview guide on minimum sample size of each 15 caregivers (father and mother) from different households.

Sampling technique and procedures

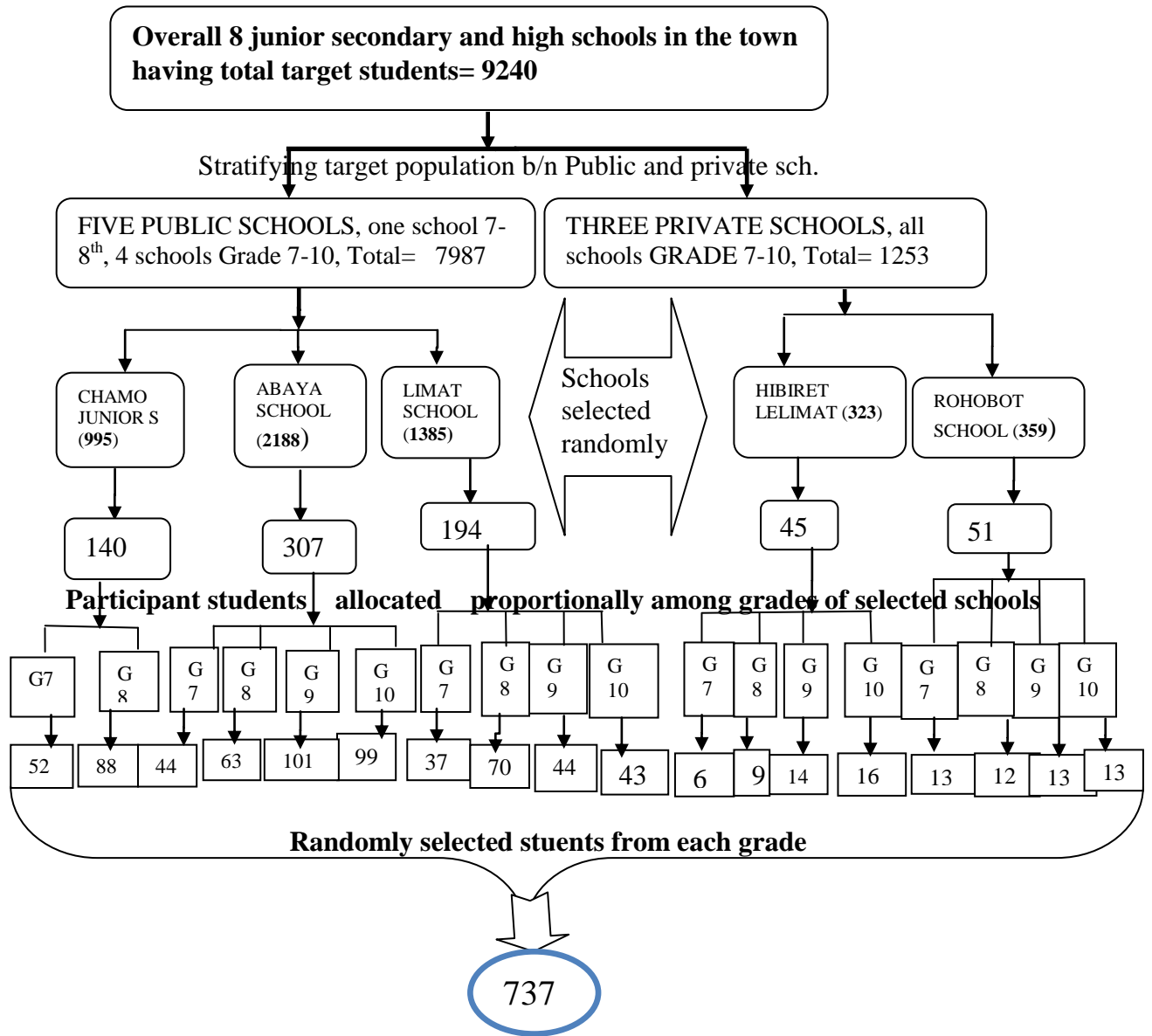


Figure 2 Schematic Presentation of Sampling Procedure

4.6. Study variables:

4.6.1. *Dependent/ Outcome Variables*

- Childhood physical abuse and neglected in school children of 13 to 18 years.

4.6.2. *Independent / Exposure/explanatory variables*

- 🌐 Socio -economic and demographic variables of the family include:

- ✚ Family Size,
- ✚ Religion,
- ✚ Education Status Of Father
- ✚ Education Status Of Mother,
- ✚ Employment Status Of Mother
- ✚ Employment Status Of Father,
- ✚ Ethnicity and
- ✚ Income.
- ✚ Housing commodity

- 🌐 Child risk characteristics

- ◆ Child's sex
- ◆ Child's age
- ◆ Birth order
- ◆ Behavioral problems,
- ◆ Relationship b/n child and care giver
- ◆ Grown up in (resident)

- 🌐 Caregiver risk characteristics

- Use of sustances
- Single parenthood
- Domestic violence
- Past history of childhood abuse of caregiver

Qualitative study variables

- ◆ *Why parents punish their children*
- ◆ *Why less care for children*
- ◆ *What were solutions?*

4.7. Data collection methods and instruments

After one day training of eight teachers (6 data collectors and 2 supervisors) the data collection process was started using a pre-tested structured questionnaire adapted from(1,39). The tool was prepared in English, translated to Amharic and then back to English by two different language teachers to check for consistency, and completeness. Using the Amharic version the principal investigator and two data collectors conducted a pre-test on 74 students selected from Shele High School (30 km far from Arbaminch town). Proportionate participants were randomly selected from each grade (7-10) in the age range of 13-18 years old. When absentism and age difference during pre-test data collection faced, successive roll numbers were used. After the provision of short orientationton, a structured questionnaire was used for face to face interview for grade 7-8th and the same self-administered questionnaire was used for grade 9-10th students. Then, the tool was evaluated by processing and analyzing pre test data and modification made. After brief orientation, the actual data were collected by interviewing selected junior secondary school children and those high school children gathered together in one area and the self administered questionnaire was filled by students in the presence of facilitators. Over all quantitative data collection took 5 days and the in depth interview accomplished in 3 days. In addition to this semi structured in depth interview guide adapted from(41) was used to address parent factors that were difficult to be responded. The qualitative data was collected by the investigator using in depth interview based on its guide. Tape recorder was used during the interview. Supervisors and Principal investigator supervised overall activities and checked the data on daily basis.

4.8. Data processing and analysis

4.8.1. Quantitative analysis

Data of completed questionnaire were checked for completeness and consistency. Then coded and entered in the EpiData version 3.1 and exported data to SPSS version 16.0 software. Data clean up was done by checking frequencies, outliers, and missed values of variables and identified error was corrected.

Result was summarized and presented by tables, charts and graphs and chi-square test was used to see the association between dependent and independent variables. Assumptions for logistic regression were checked, and multicollinearity diagnostics were seen. The outcome variable was dichotomized as 0=no and 1=yes for both childhood physical abuse and neglect. Children who exposed to childhood abuse and neglect were identified from those not faced them. Cross tabulation was used to identify association between independent and outcome variables. Variables with P value < 0.25 at 95% CI were used in multivariate logistic regression model (*Back-Ward stepwise*) to identify independently significant predictor variables.

4.8.2. Qualitative study data Analysis

Qualitative data collected from parents were firstly, transcribed word by word to Amharic and translated to English. It was focused on categorizing the response and interpreting the care givers experience and triangulated to the quantitative findings.

4.9. Data Quality management

To assure the quality of data, properly designed and pre-tested data collection instrument was used. Training was given for data collectors and supervisors. Every day the data collection was done under strict supervisions. The collected data were regularly checked before and during data processing for completeness and internal consistency by principal investigator.

4.10. Operational definitions

School children - male and female students with age ranged from 13 to 18 years, who were attending regular education during the study period.

Physical Abuse - physically injured by different acts by parents/care givers and result in:

- ◆ Hitting/
 - ◆ Beating
 - ◆ Slapping /spanking
 - ◆ Pinching , pulling hair of child
 - ◆ Kneel down on the rough ground
- with object/ stick on the buttock
- that result in at least one of the following symptoms: bruises, bleeding, or swelling
- => **Moderate physical abuse**

- ◆ Beating with object/ stick not on the buttock
 - ◆ Beating with fist/ hand
 - ◆ Kicking with leg
- that result in at least one of the above and laceration or pain for more than 24 hours.
- => **severe physical abuse**

- Burn with fire, cigarette or hot water
 - Stabbing or threatening to stab with Sharp objects like knife
 - Tying up and keeping in closed rooms
- that result in at least one of the above - symptoms and/or dislocation, fracture
- => **very severe physical abus**

Neglect – Condition in which parents/ care givers deny / withhold food, fail to keep child's hygiene and clothing, not fulfill education materials, school uniform, fail to look for medical care when the child was ill or harmed after physical abuse, failer of family to discuss about risky issues for their health during childhood/ adolescent age, fail to follow up of school performance of a child in lifetime.

Caregiver: A person responsible for the care giving or supervision of child who was living with and expected to fulfill all basic needs (feeding, clothing, hygiene, education materials).

Birth order: the sequence of the child one after the other in more the one child birth.

Behavior Problem of Child: A child's behavior in the home, school or community like disobedience to family order, insulting others including adults, lying, steaing, quarreling with peers, refusing to go to school/ delay while coming from school that leads caregivers to punish or physically abuse their children in respect to their expectation.

Biological Parent: The birth mother/ natural mother or father of the child

Caregiver Risk characteristic: A primary caregiver's characteristic, substance or alcohol abuse (or mood change in absence of substance), single parenthood, childhood physical abuse of father/ mother and domestic violence between father and mother which would tend to decrease the ability of care giver omit adequate care for the child.

Child Risk characteristic: A child's, behavioral problems, chronic health problem or disability, less academic performance, relationship of the child with caregiver or birth order which would tend to increase the risk of his or her becoming a maltreatment victim.

Domestic Violence: inter parental violence (between father and mother) or other care givers led children to be abused and/or neglected.

Perpetrator: was offender (parents/caregiver) or person who abuse the child physically

4.11. Ethical consideration

Ethical clearance was obtained from institutional Review Board of Jimma University College of Public Health and Medical Sciences to conduct the study. Arba Minch Town administration and education office were communicated for permission letters and administration of selected schools were communicated for administrative support and different facilitation of data collection.

After participant students were identified verbal consent and assent obtained from students. Privacy issues and dignity were respected for those 7th and 8th students by conducting interview in isolated room. Confidentiality of information was secured and data were collected anonymously and analysed without mentioning their names. For in depth interview verbal consent was obtained from care giver and confidentiality of information was maintained.

4.12. Dissemination plan

The result of the study will be presented to JU College of Public Health and Medical Sciences as part of MPH thesis. The final report will be communicated with Arba Minch town administration, education office and zonal child, youth and women affair. The report will also be provided to Jimma University. Finally all possible attempts will be made to publish the research result on national or international journal.

CHAPTER FIVE: RESULT

5.1. General information

From all school students (9240), 5250 (56.8%) were in selected schools. Out of seven hundred thirty seven, 713 (96.7%) questionnaires filled properly. Few 24(3.2%) were not included in analysis due to inconsistent and incomplete responses. From all participated subjects, six hundred twenty (87%) were from public schools and Ninety three (13%) students from private schools. Majority, 496(69.6%), of the participants were with in the age range of 13-15 and the remaining 217 (30.4%) were 16 to 18 years old students.

5.2. Distribution of Socio-economic and demographic characteristics of caregivers for childhood physical abuse and neglect

Some socio- economic characteristics of caregivers include family size, educational status of parents, occupation, religion and ethnicity as seen below in the (Table 1).

Table 1 Distribution of Socio- economic and demographic characteristics of caregivers for childhood physical abuse and neglect, Arbaminch town, S. Ethiopia, March 2014.

Socio demographic characteristics of parents/caregivers	Frequency	%
Family size of respondents		
Less than or equal to 5	273	38.3
Greater than 5	440	61.7
Educational status of mother		
Illiterate	383	53.7
Primary educated	126	17.7
Secondary and above	204	28.6
Educational status of father		
Illiterate	304	42.6
Primary educated	89	12.5
Secondary and above	320	44.9
Occupation of mother		
House wife	314	44
Employee	169	23.7
Farmer	164	23
Merchant	53	7.3
Daily laborer	13	1.8

Occupation of father		
Employee	310	43.5
Farmer	194	27.2
Daily laborer	127	17.8
Merchant	54	7.6
Others	28	3.6
Average estimated Income/ month/person/capita		
<712	596	83.6
>=712	117	16.4
Religion of students		
Protestant	404	56.7
Orthodox	274	38.4
Muslim	21	2.9
Others	14	1.9
Ethnicity of respondents		
Gamo	501	70.3
wolita	82	11.5
Gofa	49	6.9
Amhara	46	6.5
Oromo	21	2.9
Others	14	2.0
Housing accommodation of family		
Owned	612	85.8
Rented	96	13.5
others	5	0.7

5.3. Distribution of child characteristics to childhood physical abuse and Neglect

Some characteristics that expose children to childhood physical abuse and neglect encompass: age of students, gender, and relationship of the child with caregivers' birth order and growth of the child during childhood depicted in (Table 2). Majority 496 (69.6 %) of respondents found within the age range of 13-15 years old and median age =15 years and IQR=2.

Most of participants who faced childhood physical abuse by parents were reasoned disobediences to parents like, quarreling with others, insulting others including adults, refusing to go to school or coming late and the like in home environment. From students those use substance like alcoholic beverage; khat and cigarette were accounted for each 42, 16 and 2, respectively. And in combination those use three of them 5, alcoholic beverage with khat 8, alcoholic beverage and cigarette 2 and khat with cigarette 2.

Table 2 Distribution of child characteristics to childhood physical abuse and Neglect in house hold among school children, Arba Minch town, south Ethiopia, March 2014

Characteristics of physically abused and neglected children	Frequency	%
Age category of respondents		
13-15	496	69.6
16-18	217	30.4
Sex of respondents		
Male	300	42.1
Female	413	57.9
Currently live with		
One parent & others	167	23.4
Both parents	546	76.6
Birth order of respondents		
First	123	17.3
Between first and last	411	57.6
Last	179	25.1
<i>Child live with</i>		
Parent(s)	696	97.6
Others	17	2.4
Grown up in		
Urban	543	76.2
Rural	170	23.8

**childs live "others"- relatives (ant, uncle, grand parents) and non relative(s).

5.4. Distribution of caregivers' characteristics addressed for childhood physical abuse and neglect

From care givers characteristics commonly mentioned in the literatures and used in this study were participation of parents in domestic violence, being abused physically in their childhood by their parents, and single parenthood were addressed as depicted in the (Table 3) below.

From care givers 62 fathers use alcoholic beverage, khat and cigarette. Consumers for each accounting 16, 6, and 5 respectively. On the other hand those took them in combination were: alcoholic beverage with khat 18, alcoholic beverage with cigarette 8 cigarette with khat 6 and those consume all simultaneously were 3 in number. Commonly consumed alcoholic beverages were: tej, beer and local areke. About 22 mothers used alcoholic beverage, khat and cigarette accounting for each 12, 10 and 1, respectively.

Table 3 Distribution of caregivers' characteristics addressed for childhood physical abuse and neglect among selected school children, Gamo Gofa zone south Ethiopia, March, 2014.

Caregivers characteristics for child abuse and neglect	Child Faced to physical abuse		Total
	Yes (%)	No (%)	
<i>Participation in domestic violence</i>			
Yes	373(61.3)	235(38.7)	608
No	80(76.2)	25(23.8)	105
<i>Past history of father's physical childhood abuse</i>			
Yes	382(60.9)	245(39.1)	627
No	71(82.6)	15(17.4)	86
<i>Past history of mother's physical childhood abuse</i>			
Yes	388 (61.9)	239(38.1)	627
No	65(75.6)	21(24.4)	86
<i>One parenthood</i>	94(67.6%)	45(32.4%)	139

5.5. Distribution of caregivers' characteristics addressed for childhood neglect

Fulfilling basic needs for children like, food, shelter, keeping hygiene and availing all important materials for education on time and follow up of daily activities of students are parents' duty. Some of these described in the (Table 4) to address ways that children experienced neglect by care givers.

Table 4 Distribution of caregiver's characteristics for childhood neglect among selected school children, Gamo Gofa zone south Ethiopia, March, 2014.

Variables for child neglect	Frequency	Percent
Have you faced denial of food as punishment in the last 6 month?		
Yes	71	13
No	642	90
Did your parents wash your clothing		
Yes	578	81.1
No	135	18.9
Did your parents buy clothes for you when the previous torn out?		
Yes	584	81.9
No	19	18.1
Did your parent(s) buy school uniform for you on time?		
Yes		
No	616	86.4
	97	13.6
Did your parent(s) fulfill teaching material as needed?		
Yes		
No	614	86.1
	99	13.9
Did your parent(s) follow your school performance?		
Yes	510	71.5
No	203	28.5

5.6. Prevalence of childhood physical abuse and neglect

Of total 713 students included in the analyses, 453 (63.5%) were experienced childhood physical abuse and 345 (48.4%) were faced childhood neglect. Based on the gender childhood physical abuse in male accounted for 203 (67.7%), and 250 (60.5%), in female students. Neglect was 120 (40.0%) male and in female accounted for 252 (54.5%). Based on the time interval of unit count (experienced physical abuse at least once) before 2005 250(35.1%), during 2005 196 (27.5%) and in the last 6months (11.1%). Children experienced severe physical abuse in the home once in the last six months were 39 (5.5%). Those faced severe physical abuse 2-3 and above three were 93 (13.0%) and 14 (2%), respectively.

Childhood physical abuse according to birth order of first, between first and last and the last birth the prevalence was 96(78%), 246(59.9%) and 111(62%), respectively. Students from public school are more likely experience childhood physical abuse 423(68.2%) by their parents when compared to students from private school 30(32%). On the other hand students in the private school are experienced childhood neglect 61(65.6%) and those from public school were neglected children 294(45.8%).

5.7. Suggested reasons given for physical abuse and neglect by students

Most of participants 634 (88.9%) mentioned the cause of physical abuse by parents were disobediences to parents like, quarreling with others, insulting others including adults, refusing to go to school or coming late, lying, stealing property of others or from home. More than half interviewees in in- indepth interview (16 parents) repeated these causes for physical abuse. From which a 50 years old mother said, that “I have a seventh grade 13 years old child who is known lair and one of the days he took money from home and denied it, but was in his pocket and I burned his neck, while struggling, it was to burn his toungue”.

Though 169 (27.8%) students believe the importance of physical abuse as discipline measure, others denied it and rather expressed as it can exacerabate, which is supported by 19 in depth interview participants who forwarded the importance of counseling as priority in addition to suggestion of students. A fourth grade complete 40 years old male frowning his brow said that “I know how much my father harmed my body, but lately I disobied all his will and escape to town“.

On the other hand, from neglected children 142 (41%) believe they were neglected due to poverty and the rest expressed it as due to lack of knowledge and and due to unknown reason. Seventy-one (13%) of students impeded food in the last six months for smallest one hour and the largest 12 hours i.e. 51 students impeded food for less than 6 hours and twenty of others faced for greater than 6hours.

From all Student 97(13.9) replied that their parents not buy school uniform on time 99(13.9%) not fulfill educational materials and 203(28.5) were not follow school performance of their children. Students those neglected during their life time suggested reasons as poverty, lack of knowledge and unknown reasons accounted for each 142 (41.1%), 99 (28.5%) and 104 (30.4%), respectively. Seventy-eight (17.2%) of respondents replied that the source of abuse and neglect were negligence. And the rest expressed it in different ways and in combinations.

One hundred forty seven (20.6%) students were absent from school at least once or more within a month prior to the study. Of which 42 students were absent for 5 days and more reasoning out, sickness 23, absence requested by parents 5 and being not interested to education14. From 63 students who had illness in the previous one month, 72.1% sought medical care within two days.

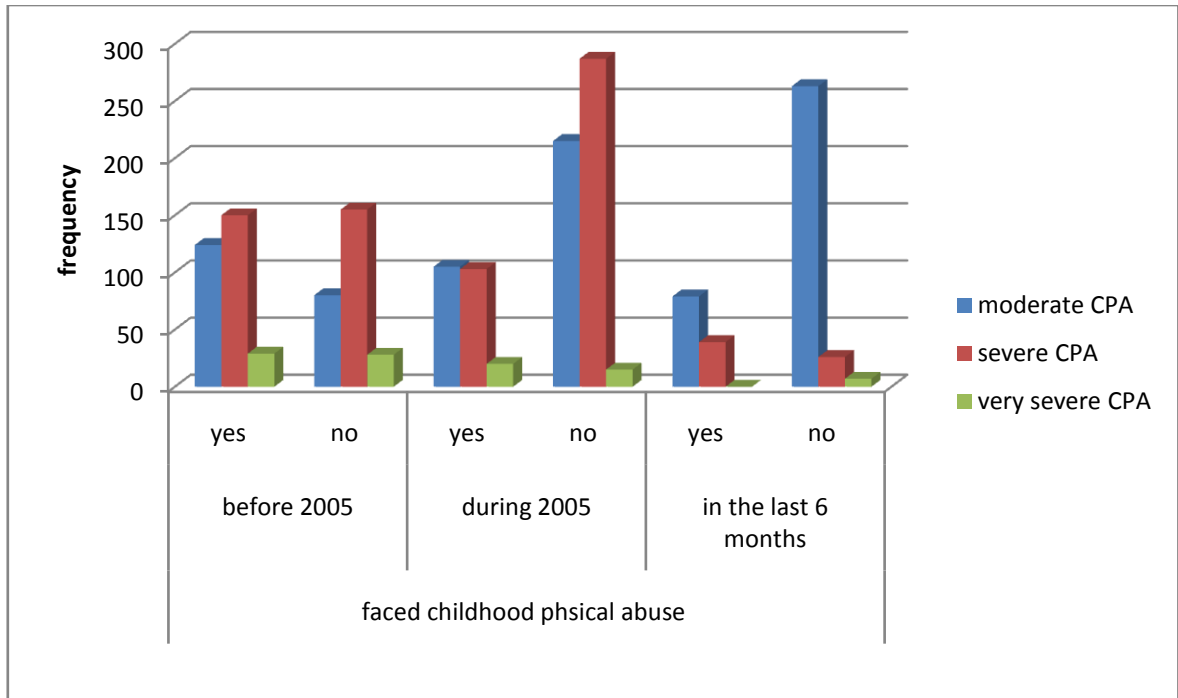


Figure 3 Shows Severity status of Childhood physical abuse based on mechanism of Punishment in different time interval, in the household, Arba Minch town, 2014.

When we see the frequency of physical abuse in the last six months, school children experienced severe physical abuse once were 39 (5.5%) those faced physical abuse 2-3 and above three were 93 (13.0%) and 14 (2%), respectively. Those faced physical abuse moderately in the last 6 months once, 2-3 times and greater than three accounted for 79(11.1), 126(17.7%) and 55 (7.7%), respectively. There was no study participant faced very severe physical abuse in the last six months.

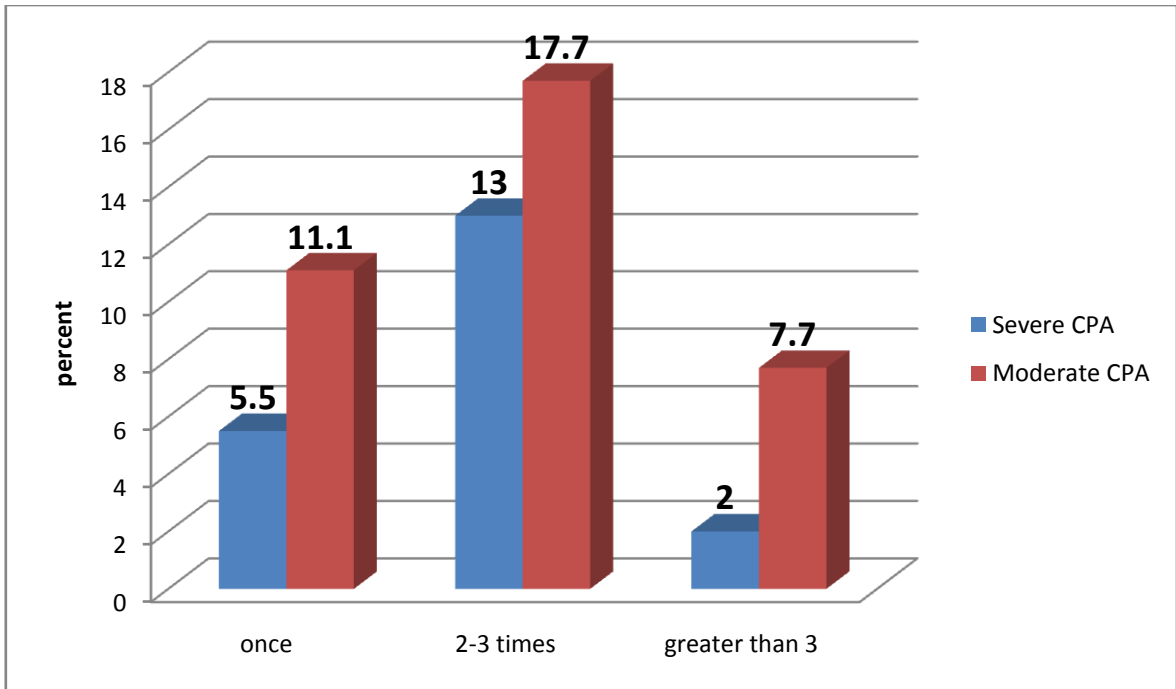


Figure 4 Frequency of severe and moderate childhood physical abuse in the last six month, Arba Minch town (Sep to Feb-2013/2014).

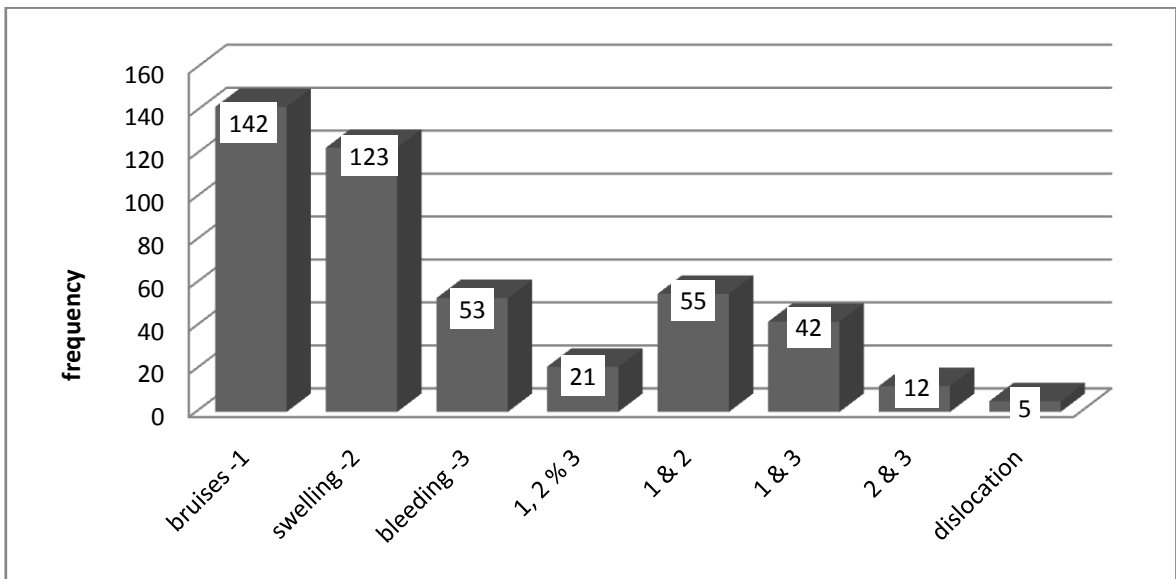


Figure 5 Distribution of symptom experienced by children secondary to physical abuse in house hold by parents/care givers, Arba Minch town, 2014

From children who faced physical abuse 67 (9.4%) had scar on their body parts.

5.8. Factors associated with childhood physical abuse and neglect among school children.

Bivariate analysis was done to see factors associated with childhood physical abuse and neglect among school children. Mother educational status and family income were associated with childhood physical abuse. Family size and educational status of father were associated with childhood neglect. There were seven variables that associated with childhood physical abuse and neglect under parent characteristics and those child characteristics.

Mothers who had history of childhood physical abuse during her childhood age COR= 1.9, CI (1.14, 3.20) were more likely abuse their children than those mother who had not been abused during their childhood. Variables which are independently significant to childhood physical abuse and neglect were: gender and age of the study subjects, children lived with one or two parents, presence of domestic violence between father and mother and the area where the child grew during his or her childhood and the like as depicted in both (Table 7 & 8).

5.9. Factors independently associated to childhood physical abuse.

The study revealed that female school children were 1.95 times more likely experience childhood physical abuse having AOR=1.95, 95% CI (1.3, 2.98) with [PV (0.002)] than male school children. Children of aged 13-15 year were by 80% more likely faced childhood physical abuse by parents AOR=0.2(0.1, 0.2) with [PV (0.001)] than those 16 to 18 years children.

Children of two parents were less likely by 80% to be abused physically by their parents than children who had been living with one parent AOR= 0.2(0.11, 0.52) [PV (0.001)]. There was also statistically significant association between children who lived in the household of frequent domestic violence were 50% more likely to be abused physically, AOR= 0.5, 95% CI (0.31, 0.8) [PV (0.003)] than those who lived in the households with relatively less domestic violence. The study also showed that children who grew in the rural area were exposed by 50% more likely to childhood physical abuse than urban children of, adjusted OR=0.5, 95% CI (0.34, 0.90) [PV (0.009)].

Table 5 Factors independently associated with childhood physical abuse in house hold among selected school children, Arba Minch, South Ethiopia, March, 2014.

Variables	Student Faced physical abuse during Childhood		Crude	Adjusted	P Value
	Yes (%)	No (%)	OR (95%) CI	OR (95%) CI	
A mother faced CPA, during her childhood?					
Yes	388 (61.9)	239(38.1)	1.00		
No	65(75.6)	21(24.4)	0.5(0.31, 0.8)		
Gender of child					
Male	203 (67.7)	97 (32.3)	1.00		
Female	250 (60.5)	163(39.5)	1.4 (1.1, 1.90)	1.95 (1.3, 3.0)	0.002*
Age of student					
13-15 years	290(58.5)	206(41.5)	1.00		
16-18 years	133 (61.3)	84(38.7)	0.8 (0.41, 0.93)	0.2(0.1, 0.6)	0.001*
Childhood physical of father					
yes	382(60.9)	245(39.1)	1.00		
No	71(82.6)	15(17.4)	0.33 (0.2, 0.72)		
Child live with					
One parent + others	75(44.9%)	92(55.1%)	1.00		
Both parents	371(67.9%)	175(32.1%)	0.4 (0.1, 0.7)	0.2(0.11, 0.52)	0.03*
Family income					
>= 712	66(56.4)	51(43.6)	1.00		
<712	209(35.1)	387(64.9)	2.4(1.6, 3.5)		
Is there domestic violence in your family?					
Yes	373(61.3)	235(38.7)	1.00		
No	80(76.2)	25(23.8)	0.5 (0.31, 0.80)	0.4 (0.2, 0.7)	0.003*
Educational status of mother					
Secondary and above	118(57.8)	86(42.2)	1.00		
Illiterate	218(56.9)	165(43.1)	1.05(1.0, 1.6)		
Primary complete	67(53.2)	59(46.8)	1.21(1.01, 2.6)		
Growth during childhood in					
Rural	90(52.9)	80(47.1)	1.00		
Urban	322(59.3)	221(40.7)	0.7(0.4, 0.9)	0.5 (0.34, 0.90)	0.009*

⇒ For Adjusted P value < 0.05* were statistically significant.

5.10. Factors independently associated to childhood neglect.

This study showed that children who grew in the urban area were by 30% less likely exposed to childhood neglect than children grew in the rural setting, with adjusted OR=0.7, 95% CI (0.5, 0.9) [PV (0.04)]. The study also revealed in house holds of frequent domestic violence, childhood neglect were increased by (48%) more likely than children who lived in the households with less frequent domestic violence , AOR= 0.52, 95% CI (0.3, 0.8) [PV (0.006)]. This study disclosed that those mothers who had been abused physically during their childhood were neglect their children by half more than mothers who didn't being abused during their childhood, AOR=0.5, 95% CI (0.30, 0.9) [PV (0.01)]. The study showed that of children aged between 13 and 15years were by 30% more likely neglected by their parents in the household than those in the age range of 16 to 18years old subjects, AOR= 0.7(0.5, 0.9) [PV (0.021)]. The odds of being neglected in male school children were 1.8 times much more than female school children AOR=1.8, 95% CI (1.3, 2.5) [PV (0.001)]. The study also revealed that children with one parents and live with other than parent(s) were 40% more likely neglected when compared with children lived with both parents.

Table 6 Factors independently associated with childhood neglect in house hold among selected school children, Arba Minch, South Ethiopia, March, 2014

Variables	Student exposed to neglect during Childhood		Crude	Adjusted	P Value
	Yes (%)	No (%)	OR (95%) CI	OR (95%) CI	
Growth during childhood in					
Rural	70(41.2)	100(58.8)	1.00		
Urban	275(50.6)	268(49.4)	0.68(0.48, 0.96)	0.7(0.5, 0.9)	0.04*
Is there frequent domestic violence in your family?					
Yes	33(31.4)	72(68.6)	1.00		
No	312(51.3)	296(48.7)	0.43 (0.2, 0.7)	0.52(0.3, 0.8)	0.006*
Family size					
Less or equal to 5	140(51.3)	133(48.7)	1.00		
Greater than 5	205(46.6)	235(53.4)	1.2 (1.01, 1.60)		
A mother faced CPA, abuse her child					
Yes	26(30.2)	60(69.8)	1.00		
No	319(50.9)	308(49.1)	0.42 (0.26, 0.68)	0.5(0.30, 0.9)	0.01*
Age of student					
13-15 years	227(45.8)	269(54.2)	1.00		
16-18 years	118(54.4)	99(55.6)	0.71(0.51, 0.97)	0.7(0.5, 0.9)	0.021*
Educational status of father					
Secondary and above	197 (61.6)	123(38.1)	1.00		
Illiterate	129(42.4)	175(57.6)	2.2 (1.2, 2.6)		
Complteted Primary	40 (55)	49(45)	1.96 (1.0, 2.4)		
Gender					
Female	225(54.5)	188(45.5)	1.00		
Male	120(40)	180(60)	1.7 (1.3, 2.4)	1.8 (1.3, 2.5)	0.001*
Child lived with					
One parent + others	51(30.5)	116(69.5)	1.00		
Both parents	289(52.9)	257(47.1)	0.4(0.21, 0.82)	0.6(0.4, 0.9)	0.008*

⇒ For Adjusted P value < 0.05* were statistically significant.

CHAPTER SIX: DISCUSSION

Physical abuse of children in families takes place when family members physically injure or inflict serious physical pain on the child, which can be enacted through hitting with hands or fists, hitting with objects (wooden, plastic or metallic objects), burning, stabbing and so on. Childhood physical abuse takes place across all societies and is seen largely in home where child-parent interactions are high, so this study was discussed statistically significant predictors in the study with other study findings.

6.1. Discussion on childhood physical abuse

In this study preceding years of life time, unit count childhood physical abuse was 63.5%. This finding was less prevalent when we compare with the study conducted in the Northern Gonder (74%) and a number of FGD conducted in Somali region on parents showed that 68%, parents that they abuse their children physically. Which might be cultural difference and in that the study population from both urban and rural in case of somai region study participants were parents(14 , 42). In the other study of Indian 59% of children were subjected to physical abuse in those less than 18 years within the family. This slight difference might be due to sample size in that the study was nation wide but current study was specific local area (1).

One hundred ninty eight (44%) of abused children believe its importance for disciplining mechanism, but 122 (27%) and 69 (15%) of them denied and rather it can worsen, respectively. 39.3% of victimized children expressed their intention to report to police. In addition to student participants, a 40 years old intrviewee in in-depth interview condemned childhood hysical abuse in the name of disciplining children. He summed up that “though my father punished me in untold manner, I don’t think the importance of it on my children, rather we can talk about all”. Likewise study conducted in Uganda showed of abused (70%) denied punitive intervention for discipline and proposed local council by laws. In this study children proposed the respect of child right were less likely expressed than that of Ugandan. This might be in Uganda better awarenece of children to child right. In both studies 103 (14.4%) of this and (11.5%) of Uganda’s study children expressed the importance of keeping the inflict as secret, not to worsen situation (43).

This study revealed that female children were more likely faced childhood physical abuse in the household AOR=1.95, CI (1.28, 2.98) with [PV (0.002)] than male children. This finding was higher than the national survey conducted in Kenya in the same age range of children experienced child physical abuse in the previous one year of in both, females (48.7%) and males (47.6%) and in the same manner this finding was higher than study conducted in china accounting for female (25%) and male (37.3%). This could be probably due to the time duration prior to the study and the sample size difference in case of Kenya and additionally economical and social issues in china. (42, 10).

Children of two parents were less likely to be abused physically by their parents than children who had been living with one parent AOR= 0.015(0.004, 0.052) [PV (0.001)]. Though, gross economical and social differences, the study conducted in Canada cited that Children living with single parent are at significantly greater risk of both physical abuse and neglect. This probably might be because of added stress, few resource and opportunities to share child-rearing burdens, as well as lower SES than two- parent homes (30).

Children who lived in the household of domestic violence of father and mother were 58% times more likely AOR= 0.42(0.24, 0.74) [PV (0.003)] to be exposed to childhood physical abuse. Parents participated in in-depth interview supported this that if there is no harmoy, but violence was assumed to be main contributing factor for child abuse and neglect. A 38 years old mother complaining about her husband, she said, “he drank when he get the money, but not provide adequate rationing, rather violet us all and not fulfilling even basic needs of children”. A number of studies have reported in narrative way that the presence of domestic violence between adult partners is closely associated with physical child abuse and neglect. One of the studies was found to be present in 41% fatal child maltreatment and in 40% to 43% of child abuse where domestic violences were common (28). The finding of this study was higher than the previous study, though it was years back. This difference might be due to social, economical and application of legal issues.

Even though, difficulty of getting previous studies on child abuse and neglect in urban and rural setting separately this study showed that children who grew in the rural area were exposed by 46% more likely to childhood physical abuse, adjusted OR=0.54 CI (0.34, 0.90) [PV (0.009)]. Studies conducted in Northern Gonder and Somali region comprehensively including rural and urban revealed child abuse by parents more prevalent (74%, 68%) (14), and (42), respectively. This probably due to children in the rural setting exposed early to different responsibilities and duties that lead them to different trials and errors and in response parents abuse them physically.

6.2. Discussion on childhood Neglect

Child neglect is the failure to provide for the child's basic needs. Neglect can be physical (not providing adequate food or clothing, appropriate medical care, and supervision. Or persistent failure to meet a child's basic physical and/or developmental needs (1, 44).

This study revealed that the prevalence of childhood neglect 345 (48.5%) which was more higher than the study conducted in China on lifetime neglect (20.7%), (10) the difference might be associated with number of family size, cultural and economical factors.

This study showed that children who grew in the urban area were by 33% less likely exposed to childhood neglect than children grew in the rural setting, adjusted OR=0.67 CI (0.46, 0.96) [PV (0.04)]. This might be children in the rural area were overloaded with different duties, less knowledge of parents and economical differences.

The study also revealed in households of frequent domestic violence of between father and mother, childhood neglect were happen by (48.5%) more likely than children who lived in the households with less frequent domestic violence between father and mother AOR= 0.52(0.32, 0.85) [PV (0.006)], this finding was higher than the study conducted previously in Colombia (28). Mothers who are victims of domestic violence were often held responsible for a failure to protect their children from exposure to domestic violence or other type of neglect (46). This probably might be secondary to differences in cultural and economical issues.

The study disclosed that those mothers who had been abused during their childhood were neglect their children by half more than mothers who didn't being abused during their childhood, AOR=0.504 CI (0.30, 0.85) [PV (0.01)]. This might be the effect of childhood physical abuse over long term emotional / psychological effect.

The study showed that of ages between 13 and 15years were by 34% more likely neglected by their parents in the household than those in the age range of 16 to 18years old subjects, AOR= 0.66(0.46, 0.94) [PV (0.021)]. Excpt the magnitude difference this study was in line with many studies as childhood neglect was higher in lower age (46). This might be due to nurturing nature of parents and difficulty of escaping for lower aged children.

The study exhibited that male 120 (40%) school children were 1.82 times experienced childhood neglect in the house holds than female 225 (54.5%) school children AOR=1.82, CI (1.31, 2.53) [PV (0.001)]. This study was lower prevalent when compared with the study conducted in India in both male (47%), and (70.57%) (1). This difference might be due to the sample size, memory distortion in this study and respondent in the case of India were parents and children.

The study revealed that children with one parents were more neglected by 41% more than children who lived with both parents. In the other study single parent status increase all types of neglect by 87% (46). One study showed tha children living with a single parent are at significantly greater risk of both physical abuse and neglect, most likely. (30) This pobably might be because of added stress, few resource and opportunities to share child-rearing burdens, as well as lower SES than two- parent homes.

STRENGTH AND LIMITATION

6.3. Strength

- This study relied on the combined collection of qualitative and quantitative data.

6.4. Limitation of the study

- Childhood physical abuse may be affected recall bias.
- The study not addressed those children out of school.

CHAPTER- 7 CONCLUSIONS AND RECOMMENDATION

7.1. Conclusion

Even though, design limitation, and institution based study, the prevalence of both childhood physical abuse 453 (63.5%) and childhood neglect 345 (48.4%) were still substantial within household, but seems lower in the study area compared to other studies. The perpetrators were encompassed highest by the father and followed by both, mother and elder (brothers or sisters). Some of the parents participated in in-depth interview perceive as childhood physical abuse as means of disciplining children else where. But, nearly three-fourth of students who faced childhood physical abuse percieve it as rather it worsen the situation or deny its importance. Majority of reasons for inflicting punishment reason forwarded by both children and parents, were disobedience to parents like, inattentivility, insulting others including adults, lying, delay on the way after school and refuse to go to school and quarelling with peers.

On the other hand, the existing laws like Ethiopian constitution Article 18(1) and Article 36 (1c) , African Charter on the child rights and welfare of the child, Article (16) and (20) and international child right conventions, against to the childhood physical abuse and & neglect. The perpetrators were encompassed highest by the father and followed by parents, mother and elder brothers or sisters. 1121 (74.2%) of students who faced childhood physical abuse deny its importance.

Factors independently predict childhood physical abuse and neglect in common were being grew up in rural setting, existence of frequent domestic violence in the household, mothers being abused physically during their childhood (for neglet only), being in the age range of 13-15years old, being male child and single parenthood.

7.2. Recommendation

Though prevalence of childhood physical abuse and neglect seems lower in the study area compared to other studies, according to national constitution of FDRE Article 18(1) the right to protection against cruel inhuman or degrading treatment for child physical abuse and Article 36 (1c) every child has the right to be cared for by his or her parents against child neglect, respectively. In addition to this, African child right Charter and international child right conventions are ratified by Ethiopia. So, CPA & N shouldn't be underestimated.

- ◆ **Child, youth and women affairs of Arba Minch town** should create awareness on good parenting to change deep rooted sociocultural attitudes of the society towards child abuse.
- ◆ **Arba Minch Town Administrative with responsible body** should enforce implementation of laws and regulations to prohibit childhood physical abuse neglect in home setting.
- ◆ **All stake holders:** civil society, NGO, child right organizations and government agencies should work jointly to control childhood physical abuse and neglect.
- ◆ **Community based further researches** with larger scale is better to distinguish the extent of the problem and more associated factors in general population.

Reference

1. Kacker L. I, Varadan S, Kumar P. Study on Child Abuse : Ministry of Women and Child Development Government of India. New Delhi; 2007 p. 44–5.
2. Brown EJ. CHILD ABUSE AND NEGLECT, Child Study Center,New York. 2003;7(4):1–2.
3. Finkelhor D. Promoting Research to Prevent Child Maltreatment. 2012;(September).
4. UNICEF. Global overview, Violence against children , a report card on child protection, progress for children. [Internet]. 2009. Available from: the convention on the rights of the child, progress for children
5. Mettenburg J, Basena M, Petta I, Mcpherson K, Green A, Li S. Fourth National Incidence Study of Child Abuse and Neglect (NIS-4) Report to Congress. 2010;
6. Harvey AB, And, Phinney A. Preventing child maltreatment: a guide to taking action and generating evidence/ World Health Organization and International Society for Prevention of Child Abuse and Neglect. 2006;
7. Allnock D. Children and young people disclosing sexual abuse : An introduction to the research Key findings. 2010;1–16.
8. Bidura O, Balloroom H, And, Glebe. DOMESTIC VIOLENCE AND ITS IMPACT ON CHILDREN ' S DEVELOPMENT How early in children ' s lives does domestic violence have an impact ? 2002;(September):1–10.
9. Dawes A, Mushwana M. Monitoring child abuse and neglect. 2005;269–92.
10. UNICEF, EAPRO. Child Maltreatment, Prevalence, Incidence and Consequences in East Asia and the Pacific: A Systematic Review of Research, Strengthening Child Protection Series No. 1. Bangkok, 2012. ISBN: 978-974-685-138-1.
11. Glaser D. Child Abuse and Neglect and the Brain — A Review. 2000;41(1):97–116.
12. Brodowski M. Child Maltreatment 2011, U.S. Department of Health & Human Services Administration for Children and Families,Washington, DC. 2011;21–3.
13. Save The Children. Desk REVIEW and ANALYSIS of Literature on CHILD PROTECTION SYSTEMS in the EASTERN AFRICA Region, (Ethiopia, Kenya, South Sudan, Sudan, Rwanda, Tanzania and Uganda) ANPPCAN. 2011;11–2.
14. Hagos B. violation of child right in selected woreda Save the North Gonder, Ethiopia. 2006;(August).

15. Bitew M. Graduate School of Social Work Management & Leadership Reader, Child Abuse and Neglect and Alternative Policy Solutions. 2008;1.
16. Endeshaw Y, Meberatu G, Getachew A, Reta B, Baraki T, Idris • Kedrelah. Sticks, Stones and Brutal Words: The Violence Against Children in Ethiopia. 2006;
17. Monica Feit Joseph JMMWKAMKC. New Directions in Child Abuse and Neglect. Washington, DC; 2013.
18. Goldman J, Salus MK, Wolcott D, Kennedy KY. CHILD ABUSE AND NEGLECT The Foundation for Practice to Child Abuse and Neglect : The Foundation for Practice with.
19. Neill EOO, Gabel J, Huckins S. Prevention of Child Abuse and Neglect through Church and Social Service Collaboration. 2010;37(4):381–406.
20. Group, Guernsey, &, Alderney. Inter-Agency Practice Guidance Safeguarding Children Affected by Domestic Abuse, website at www.gov.gg/article/6714/Practical-Advice-and-Support. 2012;(July).
21. Children’s, Bureau. Child Abuse and Neglect Fatalities : Statistics and Interventions, Information Gateway. U.S. Department of Health and Human Services, Children’s Bureau, Available online at <https://www.childwelfare.gov/pubs/factsheets/fatality.cfm>. Washington, DC;; 2013 p. 2–5.
22. Christoffersen MN, Armour C, Lasgaard M, Andersen TE. The Prevalence of Four Types of Childhood Maltreatment in Denmark. 2013;0044(0):151–4.
23. Pinheiro, Paulo, Sérgio. WORLD REPORT ON, violence against children, by the United Nations, UN Geneva, October 2006. ISBN-13 978-92-95057-51-7.
24. Alma Z, Ruiz D. Violence and Injury Prevention Team Disability/Injury Prevention and Rehabilitation Cluster on Social Change and Mental Health World Health Organization 20 Avenue Appia 1211 Geneva 27. 1999;1–54.
25. Briere J, Elliott DM. Prevalence and psychological sequelae of self-reported childhood physical and sexual abuse in a general population sample of men and women, University of Southern California, Los Angeles, CA, USA. 2003;27:1210–5.
26. Alem A, Zergaw A, Kebede D, Araya M, Desta M, Muche T, et al. Child labor and childhood behavioral and mental health problems, Addis Ababa University; WHO, Afro Regional Office, Brazzaville in Ethiopia,. 2006;

27. Maruf Aberra, W/Michael K, Lemma I. Child Labor and Associated Problems in a Rural West Ethiopia. 2001;(4):4–7.
28. Guterman NB, Lee Y. The Role of Fathers in Risk for Physical Child Abuse and Neglect : Possible Pathways and Unanswered Questions, Columbia. 2005;9–10.
29. Kemi OB, Bosede AF. Relationship between Poverty and Child Abuse among Secondary School Students in South West Nigeria. 2011;2(1):320–3.
30. Wolfe DA, And, Yuan L. A Conceptual and Epidemiological Framework for Child Maltreatment Surveillance. 2001. p. 22–3.
31. Leung PWS, Wong WCW, Chen WQ, Tang CSK. Child and Adolescent Psychiatry and Prevalence and determinants of child maltreatment among high school students in Southern China : A large scale school based survey, Biomed central Hong Kong, PR China,.
32. Cathy Spatz Widom SH-S. Alcohol Abuse as a Risk Factor for and Consequence of Child Abuse, the United States Department of Justice. 2001;56.
33. UNITED NATIONS. , Convention On The Rights Of The Child, Submitted By States Parties Under Article 44, Ethiopia. 2005, 27–30. 2005;(January 2001):27–30.
34. Birhanu A. The Livelihood And Survival Strategies Of Migrant Street Children In Bahir Dar Town. Addis Ababa; 2008. Addis Ababa; 2008. Addis Ababa; 2008.
35. Langford J, Ahsan N. protective factors literature review : early care and education programs and the prevention of child abuse and neglect, Social and Emotional Development in the Strengthening Families Approach. Washington, DC; 2005 p. 25–7.
36. Taylor M. Protecting Children From Abuse And Neglect : Trends and Issues, Legislative Analyst, August 8,. California; 2013 p. 14–5.
37. Kemi OB, Bosede AF. Relationship between Poverty and Child Abuse among Secondary School Students in South West Nigeria. 2011;2(1):333.
38. Save The Children, Sweden-thiopia Program. CORPORIAL PUNISHMENT OF CHILDREN IN ETHIOPIA, Addis Ababa Ethiopia. 2011;(December).
39. UNICEF. Children working on the streets of Addis Ababa, Ethiopia. 2000;50.
40. Avhandling A, Fekadu D, Giorgis WĠ, Wolde-giorgis DF. Child labour in Addis Ketema , Ethiopia : A study in mental health Child labour in Addis Ketema , Ethiopia : A study in mental health. 2008.

41. Boyce C, Associate E. CONDUCTING IN-DEPTH INTERVIEWS : A Guide for Designing and Conducting In-Depth Interviews. 2006;(May):4–12.
42. Lelieveld M. Child Protection in the Somali Region of Ethiopia, A report for the BRIDGES Project Piloting the delivery of quality education services in the developing regional states of Ethiopia, by Save the Children UK. 2011;(April).
43. Naker D. Violence against Children: The Voices of Ugandan Children and Adults, Save the Children in Uganda. 2005 p. 48.
44. UNICEF. VIOLENCE AGAINST CHILDREN IN KENYA Findings from a 2010 National Survey. 2010.
45. Radford L, Corral S, Bradley C, Fisher H, Bassett C, Howat N, et al. Child abuse and neglect in the UK today.
46. Watson J. Child neglect Literature review Centre for Parenting & Research, Australia. p. 15–6.

Annexes

Annex 01- English versions Questionnaire

This questionnaire is prepared for collecting information on contributing factors of childhood physical abuse and neglect in household level among junior secondary high school adolescents in Gamo Gofa Zone, Arba Minch town.

Greetings and Verbal Consent

Introduction: My name is _____ I am working as data collector in a study conducted by the collaboration of Jimma University, college of medical science and public health to assess contributing factors of childhood physical abuse and neglect.

The study will be focus on parents' childhood physical abuse when they consider children made a mistake and care after these children as a whole.

It has positive contribution towards the welfare of children and it is also your right to withdraw any time from the process when you feel it is uncomfortable. Your name will not be written on this questionnaire and any information you give will never be passed to anyone. However, the information you provide will help us to fulfill the purpose of the study and in turn useful for policy makers and other responsible bodies as base line data to improve the welfare of children and people as a whole.

We would very much appreciate your participation in this study by genuinely responding to the interviews. Generally, assure your understanding through answering the following questions all "yes" in the table and to address all questions it would take _____ minutes to complete the questionnaire.

Informed consent form for school children	Yes	No
Do you understand why this study will be done and what kind of questions you will be asked?		
Do you understand that your participation is voluntary: If you are not comfortable with it, you can stop any time and nobody will impose you to continue?		
Do you agree your response will be used in report, which will be published		
Do you believe that nobody can find out what you said		
date _____signature of interviewer _____checked by supervisor_____		

Part I. Student's personal, and parents' Socio Economic and demographic variables

Ser. no	Questions	Response	Skip to or remark
A001	Name of the school	_____ Grade_ ____	
A002	What is your age	_____ (in completed years)	
A003	Gender	1. Male 2. Female	
A01	Family size	Total _____ Male _____ Female _____	
A02	Religion	1. Protestant 2. Orthodox 2. Muslim 4. Other (specify) _____	
A03	Currently your parents are	1. Both alive 4. Only mother alive 2. Both deceased 5. Not known 3. Only father alive	
A04	With whom are you living now?	1. Father only 2. Mother only 3. Both parents _____ → 4. Other (specify) _____	Skip to A06
A05	If the answer to A04 is 1 or 2, what happened to one of the parents?	1. Separated 3. One not mentioned is dead 2. Divorced 4. Other (specify) _____	
A06	Educational level of Mother:	1. Illiterate 4. 7-12 2. Read and write 5. College & above 3. 1-6	
A07	Educational level of Fathers:	1. Illiterate 4. 7-12 2. Read and write 5. College & above 3. 1-6	
A08	Occupation of mother	1. Housewife 4. Merchant 2. Government employee 5. Daily laborer 3. Farmer 6. Other (specify) _____	
A09	Occupation of father	1. Government employee 4. Merchant 2. Farmer 5. Other (specify) _____ 3. Daily laborer	
A10	Housing accommodation	1. Owned 2. Rented 3. Other (specify) _____	
A11	Average family income in Et. Birr	Per month _____ .00 or (gov't employ.) Per year _____ .00 (Farmer Merchant Other d/t)	
A12	Ethnicity of the student	1. Gamo 4. Oromo 2. Gofa 5. Amhara 3. Wolyta 6. Others (specify) _____	

Part II. Parent factor for childhood physical abuse and neglect

B01	Sometimes people enjoy consuming alcohol / chat /cigarette, shisha, or other substances. Does your father ever use any of these substances?	1. Yes 2. No 3. I don't know	If 2 or 3 skip to B03
B02	If yes to B01, what is it? (more than one answer is applicable)	1. Alcohol (specific name) _____ 2. Khat 3. Cigarette 4. "Shisha" 5. Others(specify) _____	
B03	Does your mother use any of the above B01 mentioned substances	1. Yes 2. No 3. Not known	If 2 skip to B05
B04	If yes to B03, which substance (more than one answer is applicable)?	1. Alcohol (specific name)_____ 2. Khat 4. Cigarette 3. "Shisha" 5. Others(specify) _____	
B05	Have you ever heard that your father has history of childhood physical abuse by his parents?	1. Yes 2. No _____→ 3. not known _____→	If 2 or 3 skip to B07
B06	If yes to B05, who was his perpetrator of him?	1. Father 3. Both parents 2. Mother 4. Other (specify)_____	
B07	Have you ever heard that your mother has history of childhood physical abuse by other adults?	1. Yes 2. No _____→ 3. unknown _____→	If 2 skip to B09
B08	If yes to B07, who was her perpetrator?	1. Father 3. Both parents 2. Mother 4. Other specify ____	
B09	Is there usual domestic violence in your household between (father and mother/ guardian)?	1. Yes 2. No	If 2 skip to Part III CO1
B10.1.	If yes to, B09 who is the common initiator of violence?	1. Father 2. Mother 3. Other (specify)_____	
B10.2.	How often in _____weeks		

Part III. Child factors for childhood physical abuse and neglect

Ser. No	Question	Response	Skip to or remark
C01	Are you one for your parent(s)?	1. Yes → 2. No	If 1 skip to C03
C02	If no to C01, what is your birth order?	1. First child 2. Between 1 st and last 3. Last child	
C03	Where did you grow up during your childhood?	1. Urban 2. Rural	
C04	With whom you grew up during your childhood?	1. Parents 3. Non relatives 2. Relatives 4. Other (specify) _____	
C05	Sometimes children with some disability face more violence than non disabled in the family. Do you believe this type of event?	1. Yes 2. No	
C06	Do you have any disability	1. Yes 2. No	If no skip to C08
C07	If the answer to C06 is yes, are you more harmed than others?	1. Yes 2. No	
C08	Some parents assume some defiance to punish their children, which defiance of children do you think that lead them to be physically abused or punished by parents (more than one is applicable)?	1. Disobedience to parents 2. Quarreling with peers 3. Insulting adults 4. Refusing to go to school 5. Stealing others instrument 6. Delay while coming from school 7. Others (specify) _____	
C09	Have you ever faced any physical harm associated with participating in above events C08 or others?	1. Yes 2. No →	If 2 skip to C13

If yes to C09, Please respond genuinely the following important questions that you experienced in the past (before 2005, during 2005 and in the last 6 months, Sep. to Feb.) on the discipline measures taken at home by the caregivers/parents

Instruction: Encircle one of the two (1 or 2) not both from each row.		Response			
		Before 2005 1=Yes, 2=No	During 2005 1=Yes, 2=No	In the last 6months 1=Yes, 2=No	
Does your parents punish you by					
C10	1. Hitting/beating on the buttock	1 2	1 2	1 2	
	2. Slapping/spanking	1 2	1 2	1 2	
	3. Pulling your hair	1 2	1 2	1 2	
	4. Pinching	1 2	1 2	1 2	
	5. Kneeling down on rough ground	1 2	1 2	1 2	
	If not faced from above punishment acts		→ Skip below to C11		
	If yes to any of the events from to C10, who did the events? (more than 1 answer applicable)		1. Father 2. Mother	3. both 4. Other (specify) _____	
C11	1. Does your parent hit you with a stick, plastic tube or electric wire (not on the buttock)?	1 2	1 2	1 2	
	2. Does your parent Kicked with leg?	1 2	1 2	1 2	
	3. Does your parent hit you with hand/fist	1 2	1 2	1 2	
	4. Does your parent ever fumigate you with pepper	1 2	1 2	1 2	
	If nothing happen to you during lifetime from above		→ Skip below to C12		
	If yes to any of the events from to C10, who did those events? (more than 1 answer applicable)		3. Father 4. Mother	3. both 4. Other (specify) _____	
C12	1. Does your parent burn you (with fire, cigarette or hot water)?	1 2	1 2	1 2	
	2. Does your parent ever stab/cut or threatened you with knife/sharp thing or gun	1 2	1 2	1 2	
	3. Does your parent ever tying up and keep you in the closed room?	1 2	1 2	1 2	
	If nothing happen to you during lifetime from above		→ Skip to C13		
	If yes to any of the events from to C12, who did those events? (more than 1 answer applicable)		5. Father 6. Mother	3. both 4. Other (specify) _____	

	If any other type of mechanism of punishment different from above_____		
C13	What do you think about the discipline issue related with physical abuse (mentioned in the above) express your opinion to C10, C11 & C12	1. It is important for discipline 2. I don't think it brings the discipline 3. I think rather it can worse 4. I don't know its effect 5. Other (specify) _____	
C14	If you are abused currently as mentioned in the C10&C11 what do you think to do as response?	1. I will keep it as secret 2. To police station 3. To child affairs 4. I don't know 5. Other (specify)_____	
C15	If yes, C10, C11 and C12 what was the immediate symptom after physically hurt seen (more than one response is applicable)?	1. Bleeding 2. Swelling 3. Bruises 4. Dislocation 5. Fracture 6. Other (specify)_____	
C16	If the response from C15 was there medical treatment attended?	1. Yes 2. No	
C17	If yes, C10, C11 and C12 are there any scar or mark on your body secondary to physical abuse?	1. Yes 2. No	Observation for if yes for 7 th & 8 th grade student.
C18	In the last 6 months how many times you were abused physically?	_____ in number/frequency	
Questions related with Child neglect			
C19	Sometimes parents fail to give food for their children in response to their mistake, did you face denial of food by your parents in the last 6 months?	1. Yes 2. No	If 2 skip to C 21
C20	If yes, to C19 for how long in hours you are denied food?	_____ hrs.	
C21	Sometimes parents fail to fulfill the basic need of clothing of their children, do your parents wash your clothing when it was soiled/ dirty timely?	1. Yes 2. No	
C22	Do your parents buy clothes when the previous is torn?	1. Yes 2. No	
C23	Do your parents buy school uniform on time?	1. Yes 2. No	

C24	Do your parents fulfill all important education materials like exercise book, pen and pencil as needed?	1. Yes	2. No	
C25	When children sick or injured some parents fail to consult health workers, do you experience any illness or injury that need health worker assistant?	1. Yes	2. No →	If 2 skip to 27
C26	If yes to C25, did your parents/guardian seek medical care for it?	1. Yes	2. No	
C27	Do your parents follow up your school performance continuously?	1. Yes	2. No	
C28	What do you do commonly after school and weekends around home? (more than one response is applicable)	1. Study	2. Day laborer	3. playing
		4. Other (specify)-----		
C29	Some parents not care for their children absentees/ habitual truancy from school, do you have any absentees last month	1. Yes	2. No	If 2 skip to C32
C30	If yes to C29, how many days were you absent?	_____ days.		
C31	What was the cause that made you to be absent? (More than one response is applicable).	1. Sick	2. Requested by parents to help parents	3. I'm not interested in education
		4. Other (specify)_____		
C32	Sometimes school children share different substances like, alcohol, khat, and cigarette with peers. Have you ever shared any substance with your friends?	1. Yes	2. No	If 2 skip to C35
C33	If yes to C32 which substance you take/use with your peers? (More than one response is applicable).	1. Alcohol	4. "Shisha"	
		2. Khat	5. Others(specify) __	
		3. Cigarette		
C34	How often do you use/ take if any?	1. Repeatedly per day	4. Once weekly	
		2. Once daily	5. Other specify_____	
		3. As I can get		
C35	Do you think that your parents/caregiver cared for you as needed?	1. Yes	2. No	
C36	If no to C35 what do you think that your caregiver not care for you?	1. Poverty	3. Negligence	4. I don't know
		2. Lack of knowledge	5. Other (specify)_____	

Annex II- የአማራ ስምጥናት መመሪያ

የመጠይቁ አሞላል አጠቃላይ መግለጫ

መግቢያ: ምርምሩን የሚያካሄው በአቶ ዮሐንስ ሸፈራው ኡናሾ ስምን በጅም ዩንቨርሲቲ ሕብረተሰብ ጤናና ህክምና ሃይማኖትና ኮሌጅ አጋኝነት ወላጆች ወይም አሳዳጊዎች “ልጆቻቸውን አጥፍተዋል” ብሎ ስያምኑ የሚወስዱት ርምጃዎች እንዲሁም በልጅነት ወቅት ወላጆች ለልጆቻቸው የሚያደርጉት እንክብካቤ ይዳስሳል።

እኔ ስሜ -----ስምን መረጃ ሰብሳቢ ነኝ።

የዚህ ጥናት ዓላማ በሕብረተሰብ ውስጥ “ልጆች አጥፍተው ስገኙ” ወላጆች ለጥፋታቸው የሚሰጡት ምላሽ እንዲሁም አካላዊ ጥቃት ስርጭትና ፤ በዕድገታቸው ወቅት በልጆች ላይ የሚደርሱ ግድየለሽነት በአርባ ምንጭ ከተማ ባሉት በተወሰኑ መለስተኛ ሁለተኛ ደረጃና ሁለተኛ ደረጃ ተማሪዎችን መዳሰስ ነው።

ስለዚህ ይህ ጥናት ልጆች በህይወት ዘመናቸው “አጥፍተው ስገኙ” ወላጆች የሚወስዱትን ርምጃዎችን የሚዳስስ፤ ስምን ጥናት የሚደረገው አስፈላጊ የሆኑትን መረጃዎች ከተማሪዎች በቃለ-ምልልስ ወይም በመጠይቁ ላይ ተማሪዎች በሚሞሉት በመሆኑ የሚያደርሰው አካላዊ ጉዳት የለውም። ይልቅ የጥናቱ ውጤት ለተሳሳታ ልጆች ወዲያውኑ ፋይዳ ባይኖረውም በቀጣይነት በልጆች አያያዝና እንክብካቤ ላይ የተወሰነ አስተዋጾ ይኖረዋል ተብሎ ይታሰባል። ተሳሳታ ተማሪ ስሙ በመጠይቁ ላይ እንደማይሞላና የሚሰጠውም መረጃ ለሌላ ሰው እንደማይገለጽ ማሳወቅ እንወዳለን። ይህ ሁሉ ሆኖ ተሳሳታ ተማሪ በቃለ-ምልልስ/መረጃን በሚሞላበት ወቅት ሳይስማማ ቢቀር ማቋረጥ መብቱ/ቷ መሆኑን እንገልጻለን። ይህ በዚህ እንዳለ ተማሪው የራሱ/ሷን እውነተኛ መረጃ በታማኝነት እንዲሰጥና ለጥናቱ ጠቃሚ በመሆኑ በጥናቱ እንዲሳተፉ እናበረታታለን።

በመጨረሻም ተማሪው/ዋ መስማማቱን/ዋን ከዚህ በታች በአጭሩ የተዘረዘሩትን አዎን ብለው ብመልስ በ----- ደቀቃ ቃለ-ምልልስን እንጨርሳለን።

አዎን _____ አይደለም _____

- ጥናቱ ለምን እንደሚካሄድና ምን ምላሽ እንደሚሰጡ ታውቃለህ/ሽ
- ለመሳተፍ ፈቃደኛ ብቻ ስሆኑና ካልፈልክ ማጠረጥ እንደሚችሉ ታውቃለህ/ሽ
- የሰጠህ/ሽ መረጃ በውጤት ላይ እንድንገለጥና እንድንታተም ተስማማለህ/ሽ
- የሰጠህ/ሽ መረጃ ለማንም ተላልፎ እንደማይሰጥ አምነሃል/ሻል

ለጠያቂው ተጨማሪ ማሳሰቢያ (ለ7 እና 8 ክፍል ተማሪዎች)

- ✓ መጠይቁ በእስክርብቶ ብቻ በሚሰጡት መልሶች ላይ ማክብብ መሆን አለበት።
- ✓ የይዘለል/ይለፍ ትዕዛዝ መከታተል ያስፈልጋል።

ክፍል አንድ - የተማሪው የግል እና የቤተሰብ ማህበራዊና እኮኖሚያዊ አጠቃላይ ሁኔታ መጠይቅ

A001. የትምህርት ቤት ስም-----ክፍል-----

A002. ዕድሜህ/ሽ ስንት ነው ----- (በአመት)

A003. የተማሪው የታ-----

A01. የቤተሰብ አባላት ብዛት ስንት ናቸው?-----በየታ: ወንድ----- ሴት-----

A02. ሐይማኖትህ/ሽ ምንነው?

- | | | |
|----------------|-----------|----------------|
| 1. ፕሮተስታንት/ጴንጤ | 2. ኦርቶዶክስ | 4. ሌላ(ይጠቀስ)--- |
| | 3. ሙስሊም | |

A03. ወላጆችህ/ሽ በህይወት አሉን?

- | | |
|--------------|---------------|
| 1. ሁለቱም አሉ | 4. እናት ብቻ አለች |
| 2. ሁለቱም የሉም | 5. አይታወቅም |
| 3. አባት ብቻ አለ | |

A04. ባሁኑ ሰዓት ከማን ጋር እየኖረክ/ሽ ነው?

- | | |
|------------|---------------------------------|
| 1. ከአባት ጋር | 3. ከሁለቱም ወላጅ ጋር(ከሆነ ወደ A06ይዘለል) |
| 2. ከእናት ጋር | 4. ሌላ(ይገለጽ)----- |

A05. በተራ ቁጥር A04 ምላሹ 1 ወይም 2 ቁጥር ከሆነ ምክንያቱ ምንድነው

- | | | |
|------------|--------------------------|------------------|
| 1. ተለያይተዋል | 3. ያልተጠቀሰው ወላጅ በሕይወት የለም | 4. ሌላ(ይገለጽ)----- |
| 2. ተፋተዋል | | |

A06. የእናት የትምህርት ሁኔታ ግለጽ/ጨ

- | | |
|-------------------|----------------------------|
| 1. አልተማረችም | 3. ሁለተኛ ደረጃና ከዚያ በላይ ተምራለች |
| 2. አንደኛ ደረጃ ተምራለች | |

A07. የአባት የትምህርት ሁኔታ ግለጽ/ጨ

- | | | |
|-----------|-------------------|----------------------------|
| 1. አልተማረም | 2. አንደኛ ደረጃ ተምረዋል | 3. ሁለተኛ ደረጃና ከዚያ በላይ ተምረዋል |
|-----------|-------------------|----------------------------|

A08. የእናትህ/ሽ ሥራ ሁኔታ ግለጽ/ጨ

- | | | |
|----------------------|------------|-------------------|
| 1. የቤት እመቤት | 3. አርሶ አደር | 5. የቀን ሠራተኛ |
| 2. ሠራተኛ(የመንግስት/ የግል) | 4. ነጋዴ | 6. ሌላ (ይገለጽ)----- |

A09. የአባትህ/ሽ ሥራ ሁኔታ ግለጽ/ጨ

- | | | |
|---------------|-------------|----------------|
| 1. መንግስት ሠራተኛ | 3. የቀን ሠራተኛ | 5. ሌላ (ይገለጽ)-- |
| 2. አርሃ አደር | 4. ነጋዴ | |

A10. የቤት ይዞታ ሁኔታ

- | | | |
|--------|---------|-------------------|
| 1. የግል | 2. የኪራይ | 3. ሌላ (ይገለጽ)----- |
|--------|---------|-------------------|

A11. አማካይ ወርሃዊ/አመታዊ ገቢ በኢትዮጵያ ብር

በወር -----(ለሠራተኛ) በአመት----- (ለአርሃ አደርና፤ ነጋዴ እና ለመሳሰሉት)

A12. የብሄረሰብህ/ሽ ስም ምን ይባላል?

- | | | |
|-------|---------|------------------|
| 1. ጋሞ | 3. ወላይታ | 5. አማራ |
| 2. ጎፋ | 4. አሮሞ | 6. ሌላ(ይገለጽ)----- |

ክፍልሁለት: ልጆችን ለአካላዊጥቃት እና ግድየለሽነት የሚያጋልጡ/የሚዳርጉየወላጆች/የአሳዳጊዎችተግባራት:

B01. አንዳንድ ሰዎች አልኮል (መጠጥ) ጫት ወይም ሲጋራ እና ሺሻ የመሳሰሉትን በመጠቀም ጊዜ ያሳልፋሉ። አባትህ/ሽ ከተጠሱት ተጠቅመው ያውቃል?

- | | |
|--------|--------------------------|
| 1. አዎን | 2. አይደለም(ከሆነ ወደ B03ይዘለል) |
|--------|--------------------------|

B02. ለጥያቄ ቁጥር B01 መልሱ አዎን ከሆነ ምን ይጠቀማሉ (ከአንድ በላይ ልጠቀስ ይችላል)?

- | | | |
|------------------|------------------------|----------|
| 1. አልኮል/መጠጥ | 1. አዎን በስም ይጠቀስ) ----- | 2. አይደለም |
| 2. ጫት | 1. አዎን | 2. አይደለም |
| 3. ሲጋራ | 1. አዎን | 2. አይደለም |
| 4. ሺሻ | 1. አዎን | 2. አይደለም |
| 5. ሌላ(ይገለጽ)----- | | |

B03. እናትህ/ሽ በ ተራ ቁጥር B02 ከተጠቀሱትን ይጠቀማሉ?

- | | |
|--------|--------------------------|
| 1. አዎን | 2. አይደለም(ከሆነ ወደ B05ይዘለል) |
|--------|--------------------------|

B04. ለጥያቄ ቁጥር B03 መልሱ አዎን ከ ሆነ የትኛውን ትጠቀማሉ?(ከአንድ በላይ ልጠቀስ ይችላል)

- | | | |
|------------------|------------------------|----------|
| 1. አልኮል/መጠጥ | 1. አዎን በስም ይጠቀስ) ----- | 2. አይደለም |
| 2. ጫት | 1. አዎን | 2. አይደለም |
| 3. ሲጋራ | 1. አዎን | 2. አይደለም |
| 4. ሺሻ | 1. አዎን | 2. አይደለም |
| 5. ሌላ(ይገለጽ)----- | | |

B05. አባትህ/ሽ በልጅነቱ በወላጆቹ የአካል ጥቃት ይደርስበት እንደነበር ስናገር ስምተህ/ሽ ታውቃለህ/ሽ?

- | |
|--------|
| 1. አዎን |
|--------|

- 2. አይደለም (ከሆነ ወደ B07 ይዘለል)
- 3. አላውቅም(ከሆነ ወደ B07 ይዘለል)

B06. በ B05 ምላሹ አዎን ከሆነ ጥቃቱን ያደርስብት የነበረው ማንው?

- 1. አባት
- 2. እናት
- 3. ሁለቱም ወላጆች
- 4. ሌላ(ይገለጽ)----

B07. እናትህ/ሽ በልጅነቷ በወላጆቿ የአካል ጥቃት ደርሶባት እንደሆነ ስትናገር ሰምተህ/ሽ ታውቃለህ/ሽ?

- 1. አዎን
- 2. አይደለም(ከሆነ ወደ B09 ይዘለል)

B08. በ B07 ምላሹ አዎን ከሆነ ጥቃቱን ያደርስባት የነበረው ማንው?

- 1. አባት
- 2. እናት
- 3. ሁለቱም ወላጆች
- 4. ሌላ(ይገለጽ)

B09. አባትህ/ሽና እናትህ/ሽ በተደጋጋሚ ይጣላሉ (አንዱ በሌላ ላይ አካላዊ ጥቃት) ያደርሳል?

- 1. አዎን
- 2. አይደለም(ከሆነ ወደ C01 ይዘለል)

B10.1. በጥያቄ ቁጥር B09 ምላሹ አዎን ከሆነ ለጥሉ ብዙ ጊዜ ባንተ/ቺ አስተያየት መንሰኤ የሚሆነው ማንው?

- 1. አባት
- 2. እናት
- 3. ሌላ(ይጠቀስ)-----

B10.2. በ B09. ምላሹ አውን ከሆነ በግምት በየምን ያህል ጊዜ ይጣላሉ -----በሣምነት ይገለጽ

ክፍል ሦስት: ልጆች ለአካላዊ ጥቃት ይዳርጋሉ ተብሎ ከሚገመቱት ጥፋቶች በሚመለከት ልጠይቅህ/ሽ

C01. ለቤተሰብህ/ሽ ልጅ አንተ/ቺ ብቻ ነህ/ሽ? 1. አዎን (ከሆነ ወደ C03 ዝለል) 2. አይደለም

C02. በጥያቄ ቁጥር C01 ምላሹ አይደለም ከሆነ ለቤተሰብ ስንተኛ ልጅ ነህ/ሽ?

- 1. አንደኛ
- 2. በአንኛኛ መጨረሻ መካከል
- 3. መጨረሻ
- 4. ሌላ ካለ (ይጠቀስ)-----

C03. እድገትህ/ሽ የት ነው? 1. ከተማ 2. ገጠር

C04. በልጅነት እድገትህ/ሽ ከማን ጋር ነው?

- 1. ወላጅ
- 2. ዘመድ
- 3. ባዳ
- 4. ሌላ(ይጠቀስ)----

C05. አንዳንዴ አካል ጉዳተኛ ልጆች ከሌሎች ልጆች በይበልጥ አካላዊ ጥቃት ይደርስባቸዋል ተብሎ ይታሰባል፤

እንዲህ ዓይነት እውነት ነው ብለህ/ሽ ታምናለህ/ሽ?

- 1. አዎን
- 2. አላምንም (ከሆነ ወደ C07 ይዘለል)

C06. አካል ጉዳት አለብህ/ሽ? 1. አዎን 2. አይደለም (ከሆነ ወደ C08 ይዘለል)

C07. በጥያቄ ቁጥር C06 ምላሹ አዎን ከሆነ በቤተሰብ ውስጥ በተለየ መልኩ አካላዊ ጥቃት ይደርስብሃል/ሻል?

- 1. አዎን
- 2. አይደለም

C08. ወላጆች ልጆች ላይ አካላዊ ጥቃት ለማድረስ እንደ ምክንያት የሚያስቡት ከብዙ በጥቅቱ ከዚህ በታች የተዘረዘሩትን ይመስላል። አንተ/ቺ ለአካላዊ ጥቃት እነዚህ ይዳርጋል ብለህ/ሽ የሚታስበውን/ቢውን ግለጽ/ጩ (ከ 1 በላይ ልጠቀስ ይችላል)?

- | | | |
|----------------------|-------------------|-------------------|
| 1. የወላጅን ትዕዛዝ አለማክበር | 4. ትምህርት ቤት አልሄድም | 6. ከትምህርት ቤት ስመለስ |
| 2. ከጓደኞች ጋር በመጣላት | በማለት | በመንገድ በመቆየት |
| 3. አዋቂዎችን በመሣደብ | 5. የሰውን ዕቃ በመስረቅ | 7. ሌላ(ይጠቀስ)----- |

C09. በ ጥያቄ C08 ከተጠቀሱት ከዚህ በፊት የፈጸምከው/ሽው ወይም በሌላ ጥፋት አካላዊ ጥቃት ደርሦብህ/ሽ ያውቃል?

- | | |
|--------------------------------|----------------------|
| 1. አዎን(ቀጣዩን ሠንጠረዥ በመሙላት ቀጥል/ዩ) | 2. አይደለም (ከሆነ ወደ C13 |
|--------------------------------|----------------------|

ለ C09 ምላሹ አዎን ከሆነ ወላጆች ልጆቻቸው ስያጠፉ ሥርዓት ለማስከበር ብለው የሚወስዱት ርምጃዎች ስሆኑ እባካችሁ ስትመልሱ በታማኝነት ባለፉት ጊዜያት (ማለትም ከ2005 ዓ.ም በፍት፤ በ2005 ዓ.ም እና ባለፉት 6 ወራት መስከረም እስከ የካቲት) ያጋጠሟችሁን አካላዊ ጥቃት መኖር/አለመኖርን በጥንቃቄ ተራ ቁጥር 1 ወይም 2 እድታኩ/ቢ አሳስባለሁ።					
ተ.ቁ	ጥያቄዎች	መልስ			
C10	መሠሪያ: በሰንጠረዥ በስተ ቀኝ ካሉት አማራጮች 1 ወይም 2 ቁጥር ብቻ አክብብ/ቢ። የአካላዊ ጥቃት ዐይነት	ከ2005 ዓመት በፊት	በ2005 ዓ.ም	ባለፉት 6 ወራት	6
		1=አዎን	1=አዎን	1=አዎን	
		2=አይደለም	2=አይደለም	2=አይደለም	
	1. ወላጆችህ/ሽ በብትር/ዱላ መቀመጫህ/ሽ ላይ ገርፎ/ሽ ያውቃሉ	1 2	1 2	1 2	1 2
	2. ወላጆችህ/ሽ በጥሬ በፍትህ/ሽ ላይ መትቶህ/ሽ ያውቃሉ	1 2	1 2	1 2	1 2
	3. ወላጆችህ/ሽ ፀጉርህን/ሽን በመሳብ ቀጥቶህ/ሽ ያውቀል	1 2	1 2	1 2	1 2
4. ወላጆችህ/ሽ በቁንጥጫ ይቀጡሃል/ሻል	1 2	1 2	1 2	1 2	
5. ወላጆችህ/ሽ በጠንካራ መሬት ላይ ያንበረክኩሃል/ሻል	1 2	1 2	1 2	1 2	
ከላይ ከተጠቀሱት ምንም ዓይነት ጥቃት ደርሶብህ/ሽ የማያውቅ ከሆነ ወደ	→ ከዚህ ቀጥሎ ወደ C11 ይዘለል				
ከላይ ከተጠቀሱት የጥቃት ዓይነት ያደረሱብህ/ሽ ማነው (ከአንድ በላይ መልስ መመለስ ይቻላል)	1. አባት	3. ሁለቱም			
	2. እናት	4. ሌላ ከለ የገለጽ-----			
C11	1. ወላጆችህ/ሽ በብትር/ዱላ መቀመጫህ/ሽ ውጪ ገርፎ/ሽ ያውቃሉ	1 2	1 2	1 2	1 2
	2. ወላጆችህ/ሽ በእግር መትቶህ/ሽ ረግጦህ/ሽ ያውቃሉ	1 2	1 2	1 2	1 2
	3. ወላጆችህ/ሽ በእጅ መዳፍ/ በቡጢ መትቶህ/ሽ ያውቃሉ	1 2	1 2	1 2	1 2

	4. ወላጆች/ሽ በቤርበሬ (ምጥምጣ) አጭሶብህ/ሽ ያውቃሉ	1 2	1 2	1 2
	ከላይ ከተጠቀሱት ምንም ዓይነት ጥቃት ደርሶብህ/ሽ የማያውቅ ከሆነ ወደ	→ ከዚህ ቀጥሎ ወደ C12 ይዘለል		
	ከላይ ከተጠቀሱት የጥቃት ዓይነት ያደረሱብህ/ሽ ማነው (ከአንድ በላይ መልስ መመለስ ይቻላል)	1. አባት 2. እናት	3. ሁለቱም 4. ሌላ ከለ የገለጽ-----	
C 12	1. ወላጆች/ሽ በእሳት (በፊላ ውሃ፤ በሲጋራ) አቀጥሎ ያውቃሉ	1 2	1 2	1 2
	2. ወላጆች/ሽ በስለታም ነገር ወግቶ/ሽ ወይም አስፈራርቶ/ሽ ያውቃሉ	1 2	1 2	1 2
	3. ወላጆች/ሽ በተዘጋ ቤትውስጥ አስርህ/ሽ አቆይቶህ/ሽ ያውቃሉ	1 2	1 2	1 2
	ከላይ ከተጠቀሱት ምንም ዓይነት ጥቃት ደርሶብህ/ሽ የማያውቅ ከሆነ ወደ	→ ከዚህ ቀጥሎ ወደ C 13 ይዘለል		
	ከተጠቀሱት የጥቃት ዓይነት ያደረሱብህ/ሽ ካለ ከወላጆች/ሽ ማነው (ከአንድ በላይ መልስ መመለስ ይቻላል)	1. አባት 2. እናት	3. ሁለቱም 4. ሌላ ከለ የገለጽ-----	
	ባጠቃላይ በሠንጠረዥ ውስጥ ከተጠቀሱት ውጭ የደረሱብህ/ሽ አካላዊ ጥቃት ካለ _____ መቼ _____ ጥቃቱን ያደረሰው ማነው _____			

C13. ወላጆች ልጆች ፈቃዳቸውን እንድትጠብቁና ሥርዓት ለማስከበር ብሎ አካላዊ ጥቃት ያደርሱባቸዋል በዚህ ላይ አንተ/አንቺ me አስተያየት አለህ/ሽ?

- | | |
|-------------------------|------------------|
| 1. ሥርዓት ለማስከበር አስፈላጊ ነው | 4. አላውቅም |
| 2. ሥርዓት ያስተምራል ብዬ አላምንም | 5. ሌላ(ይጠቀስ)----- |
| 3. እዲያውም ያባብሳል ብዬ አምናለሁ | |

C14. በዚህ ዕድሜ ክልል እያለህ/ሽ አካላዊ ጥቃት ብደርሱብህ/ሽ ምን ታደርጋለህ/ጊያለሽ?

- | | |
|---------------------|--------------------|
| 1. በሚስጥር እይዘለው | 4. ምን እደማደርግ አላውቅም |
| 2. ለፖሊስ አሳውቃለሁ | 5. ሌላ(ይገለጽ)----- |
| 3. ለህጻናት ጉዳይ አሳውቃለሁ | |

C15. አካላዊ ጥቃት ለደረሰባቸው ብቻ በ C10፣ C11 እና C12 ላይ የተጠቀሰው ጥቃት ስደርሱብህ/ሽ በጊዜው የታዩት የጥቃት ምልክቶች የትኛው ነበር አንድበላይ ሊገለጽዎቻል)

- | | | |
|---------|--------------|------------------|
| 1. መድማት | 3. ስንበር መታየት | 5. ስብራት |
| 2. ማበጥ | 4. ውልቃት | 6. ሌላ(ይጠቀስ)----- |

C16. አካላዊ ጥቃት ለደረሰባቸው ብቻ በሠንጠረዥ ጥያቄ ቁጥር C10፣ C10 እና C10 ላይ ከተጠቀሱት ምልክቶች ታይተው ከሆነ የህክምና ርዳታ በወቅቱ አግኝተላል/ሻል?

1. አዎን

2. አይደለም

C17. አካላዊ ጥቃት ለደረሰባቸው ብቻ በሠንጠላዥ ቁጥር C10፣ C10 እና C10 ከተጠቀሰው አካላዊ ጥቃት ጋር በተያያዘ በሰውነትህ/ሽ ላይ ጠባሣ አለ? 1. አዎን 2. የለም

C18. አካላዊ ጥቃት ለደረሰባቸው ብቻ ባለፈው ስድስት ወራት በአማካይ ስንት ጊዜ አካላዊ ጥቃት ደርሦብሃል/ሻል (ተገርፈሃል/ሻል)?-----

ልጆችን በማሳደግ ህይወት ወቅት የሚታዩ የወላጆች ግድየለሽነቶችን ልጠይቅህ/ሽ

C19. አንዳንድ ጊዜ ወላጆች ልጆቻቸው አጥፍተው ስገኙ ምግብ ይከለከሏቸዋል። ባለፈው 6 ወራት እንዲህ ዓይነት አጋጥሞህ/ሽ ያውቃል?

1. አዎን

2. አይደለም(ከሆነ ወደ C 21 ይዘለል)

C20. በተራ ቁጥር C19 ምላሹ አዎን ከሆነ ለስንት ሰዓት ምግብ ተከለከልክ/ሽ -----ሰዓት?

C21. አንዳንድ ወላጆች/አሳዳጊዎች ለልጆቻቸው ከሚያስፈልጉት መሠረታዊ ነገሮች እንደ ልብስ ያሉትን በንጽህና አይዘለቸውም። ያንተው/ያንቺው ወላጅ/አሳዳጊ በልጅነትህ/ሽ ልብስህ/ሽ ስቆሽሽ በጊዜው ያጥባሉ?

1. አዎን

2. አይደለም

C22. ልብስህ/ሽ ስያረጅ እና ስቀደድ ያንተው/ያንቺው ወላጅ/አሳዳጊ በወቅቱ ይገዛልሃል/ሻል?

1. አዎን

2. አይደለም

C23. ወላጆችህ/ሽ/አሳዳጊዎችህ/ሽ የትምህርት ቤት ደንብ ልብስ በጊዜ ያሟሉልሃል/ሻል?

1. አዎን

2. አይደለም

C24. ወላጆችህ/ሽ/አሳዳጊዎችህ/ሽ ደብተር & እስክርብቶ እና እርሳስ የመሳሰሉትን በተፈለገ ወቅት ያ ሟላ ሉ?

1. አዎን

2. አይደለም

C25. አንዳንድ ጊዜ ወላጆች/አሳዳጊዎች ልጆቻቸው ስታመሙ ወይም በአካላቸው ላይ ጉዳት ስደርስባቸው ለህክምና አገልግሎት አይወስዷቸውም። ይህ ዓይነት የጤና ችግር አጋጥሞህ/ሽ ያውቃል?

1. አዎን

2. አይደለም(ከሆነ ወደ C27 ይዘለል)

C26. ለጥያቄ ቁጥር C25 ምላሹ አዎን ከሆነ ያንተው/ያንቺው ወላጅ/አሳዳጊ ለችግሩ ወደ ጤና አገልግሎት ይወስድህ/ሽ ነበር?

1. አዎን

2. አይደለም

C27. ቤተሰቦችህ/ሽ የትምህርት ውሎህን/ሽን ማለትም ደብተሮችህን/ሽን ያያሉ/ይከታተላል?

1. አዎን

2. አይደለም

C28. ከትምህርት ቤት መልስና በሳምንቱ መጨረሻዎች በዋናነት ምን ትሠራለህ/ሽ? (ከአንድ በላይ ሊገለጽ ይቻላል)

1. አጠናለሁ

2. የቀን ሥራ እሠራለሁ

3. እጫዎታለሁ

4. ሌላ(ይጠቀስ)-----

C29. አንዳንድ ወላጆች ልጆቻቸው ከትምህርት ገቢታቸው በተደጋጋሚ ስቀሩ አያሳስባቸውም። አንተህ/አንቺ ባለፈው ወር ከመደበኛ ትምህርት ቀናት ቀርተህ/ሽ ታውቃለህ/ሽ?

1. አዎን

2. አይደለም(ከሆነ ወደ C 32 ይዘለል)

C30. ለጥያቄ ቁጥር C29 ምላሹ አዎን ከሆነ ስንት ቀናት ቀርተሃል/ሻል? -----ቀናት

C31. በጥያቄ ቁጥር C28ከቀረህ/ሽ ምክንያቱ ምን ነበር?(ከአንድ በላይ ሊገለጽ ይቻላል)

1. ህመም

3. መማር ደስ ስለማይለኝ

2. በወላጅ ጥያቄ/ሥራ አዝዞ

4. ሌላ

(ይጠቀስ)-----

C32. አንዳንዴ ተማሪዎች ከጓደኞቻቸው ጋር አልኮል ጫት ሲጋራ ማጨሽንና የመሳሰሉትን በመጠቀም ጊዜ ያሳልፋሉ። በዚህ ዓይነት ሁኔታ ከጓደኞችህ/ሽ ጋር ጊዜ አሳልፈህ/ሽ ታውቃለህ/ሽ?

1. አዎን

2. አይደለም(ከሆነ ወደ C35 ይዘለል)

C33. ለጥያቄ ቁጥር C32 ምላሹ አዎን ከሆነ ምን ትጠቀም/ሚ እንደነበር ግለጽ?(ከአንድ በላይ ሊገለጽ ይቻላል)

1. አልኮል(በስም

2. ጫት

4. ሺሻ

ይጠቀስ)-----

3. ሲጋራ

5. ሌላ(ይገለጽ)----

C34. በጥያቄ ቁጥር C31ከተጠቀሱት ከጓደኞችህ/ሽ ተጠቅመህ/ሽ ከሆነ በአማካይ በየስንት ጊዜ ትጠቀሙ ነበር?

1. በቀን በተደጋጋሚ

4. በሳምንት አንዴ

2. በቀን አንዴ

5. ሌላ (ይጠቀስ)---

3. ሁኔታው እንደፈቀደ

C35. ወላጆችህ/ሽ አሳዳጊዎችህ/ሽ አስፈላጊ እንክብካቤ አድርገውልኛል ብለህ/ሽ ታስባለህ/ቢያለሽ?

1. አዎን

2. አይደለም

C36. ለጥያቄ ቁጥር C35 ምላሹ አይደለም ከሆነ ምክንያቱ ምንድነው ብለህ/ሽ ታምናለህ/ሽ?

1. ደህነት

3. አላውቅም

4. ግድየለሽነት

2. የዕውቀት ማነስ

5. ሌላ(ይጠቀስ)-----

ስለተሳተፍህ/ሽ አመሰግናለሁ፤ ጠያቂው ፊርማ _____ የተሳተፈ ተማሪ ፊርማ _____ ቀን _____

ANNEX III -TOPIC GUIDE FOR IN-DEPTH INTERVIEWS

IN-DEPTH INTERVIEW WITH HOME BASED CAREGIVERS (father or mother)

Greeting. I want to thank you for taking the time to discuss with me. My name is YOHANNES SHIFERAW I'm 2nd degree student in Jimma University. I'm interviewing caregivers (either, father or mother) per household on child abuse in Arba Minch town. If you are willing full to take part in interview on child abuse issues, I would like to talk to you about your experiences in childhood physical abuse and neglect in respect to assumed mistake of children and response to their basic need. The interview would take about an hour. I will be using tape record during the interview because I don't want to miss any of your comments. Although I will be taking some notes during the session, I can't possibly write fast enough to get it all down. Because we're on tape recorder, please be sure to speak up so that we don't miss your comments. All responses will be kept confidential. This means that your interview responses will only be shared with research team members and we will ensure that any information we include in our report does not identify you as the respondent. Remember, you don't have to talk about anything you don't want to and you may end the interview at any time. Do you have any questions about what I have just explained? Are you willing to participate in this interview?

Thank you in advance! Interviewee 1.Father 2. Mother

Signature _____
Interviewee interviewer Date

English version - semi structured in depth interview questionnaire for face to face interview on childhood physical abuse and neglect with parents.

1. Family size _____ male _____ female _____ grade 7-10, Male _____ female _____ child.
2. What your education status (mother) _____ (father) _____
3. What your Occupation (mother) _____ (father) _____
4. Average family income Per month _____ (in ETB Birr) for those who get regular payment and Per year _____ (estimated in Eth. Birr).
5. Sometimes parents harm their children for different reasons while disciplining them by different corporal punishment; do you know any family members that harm their children in response to mistake committed by children in the last 5years? Where, how, why, the mechanism of punishment.
6. For what type of mistakes do you think that children are exposed to corporal punishment?
7. What do you recommend for those family members punish their children until they are visibly harmed?
8. How do you punish your children when they made a mistake? With what?
9. , what was/were common mistakes seen? Why, when, how, on what part of the body
10. What do you suggest about childhood physical abuse and the possible solutions?
11. Some parents not worry about their children fulfilling their basic needs, supervision follow up their education and medical care if needed while bringing them up, rather deal another business, what about yours?
What do you care for your children?
12. Some school children share different issues with their peers including substances that can change their mood like alcohol and kchat and others, what do you say about this and if any discussion with your children about these
13. Some people think that parents who have habit of substance abuse (like alcohol, chat, hashish, and cigarette) and other abuse or neglect their children more than non users, would you say your opinion about it? If so when and how?
14. What do you suggest about caring for children about basic needs, supervision and follow up?

Closing: is there anything to add

Thank you for your contribution

የቤተሌብ ብዛት _____ ወ _____ ሴ _____ ከ7-10ኛ ክፍል ወ _____ ሴ _____ ልጅ

1. ሐይማኖትህ/ሽ ምንነው?-----
2. የትምህርት ሁኔታ (አባት/እናት) _____
3. ሥራ ሁኔታ (አባት/እናት) _____
4. አማካይ ወርሃዊ/አመታዊ ገቢ በኢትዮጵያ ብር በወር ----- (Eth birr ለሠራተኛ) በአመት-----
(ለእርህ አደርና፤ ነጋዴ እናለመሳሰሉት)
5. ልጆች ምን ዓይነት ጥፋት ብፈጽሙ በወላጆች አካላዊ ጥቃት ያደርሱባቸዋል ብለው ያምናሉ?
6. ልጆችን አጥፍተዋል ብሎ ወላጆች ስያምኑ የተለያዩ አካላዊ ጥቃት ያደርሱባቸዋል እርስዎ ምን ይላሉ?
ሙብተሄውስ ምንድነው ይላሉ?
7. እርሶስ ልጆች ስያጠፉ ምን ያደርጓቸዋል?
 - የሚቀጡ ከሆነ በምን ይቀጧቸዋል?
 - በምን እንዴት ነበር የተቀጣው?
 - በየትኛው ሰውነት ክፍል ላይ ይቀጣሉ?
 - ባጠቃላይ ሙብተሄ ይሆናል ብለው የወሰዱት ርምጃ ካለ፤
 - ለምሳሌ በመጨረሻ ጊዜ የቀጡት የስንት ዓመት ልጅ ነበር?
8. አንዳንድ ወላጆች ለልጆቻቸው የሚያስፈልጉትን መሰረታዊ ነገሮችን ለማሟላት ማለትም፤ በበቂና በሰዓት ምግባቸው አይሰጡም፤ ንጽህናቸውን አይጠብቁም፤ ትምህርታቸውን አይከታተሉም እንዲሁም ስታመሙ ለህክምና በወቅቱ አይወስዳቸውም።እንዲህ ዓይነትና የመሳሰሉትን የሚያደርጉ ወላጆች/አሳዳጊዎች ባለፈው አንድ አመት አጋጥሞት ያውቃል? ከሆነ የልጁ ዕድሜ ምን ያህል ነበር? ምክንያቱ ምን ልሆን ይቻላል ይላሉ?
9. አንዳንድ ሰዎች የተለያዩ ነገሮችን ማለትም መጠጥ በመጠጣት፤ ጫት በመቃም እና የመሳሰሉትን በማድረግ ትርፍ ጊዜያቸውን ያሳልፋሉ። በናንተ ቤተሰብ አባት/ እናት በዚህ ሁኔታ የሚዝናና አለ?አዎን ከሆነ ማን?

ከሆነ ምናልባት ከዚህ ጋር በተያያዘ የሚፈጠር በቤት ውስጥ አለመስማማቶች አሉ?
10. አንዳንድ ሰዎች መጠጥንና ከላይ የተመቀሱትን ሌሎችንም የሚጠቀሙ በልጆቻቸው ላይ ይበልጥ አካላዊ ጥቃት ያደርሳሉ ይባላል። አጋጥሞት ያውቃል? ቤታችሁስ ከዚህ ሁኔታ ጋር እንዴት ታያለሽ/ህ?
11. ወላጆች ልጆችን በሚያሳድጉበት ወቅት ለመሰረታዊ ፍላጎታቸው፤ ጥንቃቄዎችና ክትትል ምን መሆን አለበት?

መዝገያ - መጨመር የሚፈልጉት ካለ----- ለትብብርዎት አመሰግናለሁ!

Annex V. Common mechanisms used for childhood physical abuse

Moderate CPA mechanisms	severe CPA mechanisms	very severe CPA mechanisms
Hitting with object/stick on child's buttock	Hitting with object/plastic tube or electric wire	stabbing/ threatening to stab or other sharp object
Slapping on face	kicking with leg	burning with fire
Pinching, pulling hair	beating on other than buttock	tying up
Kneeling down hard ground	Beating with fist/ hand	locking in a closed room
